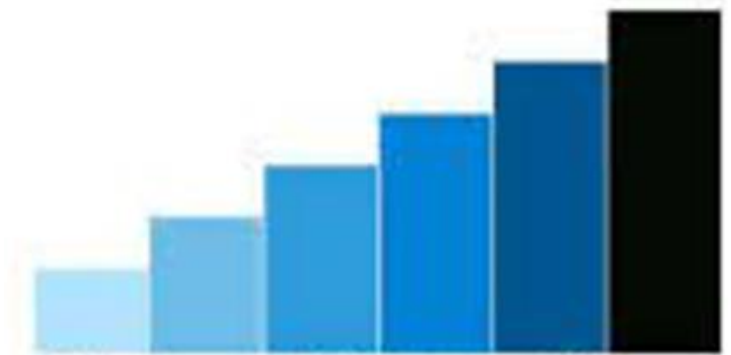


BCM

BISHOP CHULAPARAMBIL MEMORIAL
COLLEGE | KOTTAYAM

Sapientia et Gratia-Wisdom and Grace



**FEEDBACK
ON
CURRICULUM
2019-20**

CONTENTS

TITLE	PAGE NUMBER
1. INTRODUCTION	3
2. FEEDBACK COMMITTEE-2019-20	3
3. FEEDBACK METHODOLOGY	3-4
4. FEEDBACK PROCESS	4
5. FEEDBACK ANALYSIS	5-31
5.1. FEEDBACK ANALYSIS OF STUDENTS	5-11
5.2. FEEDBACK ANALYSIS OF TEACHERS	11-16
5.3. FEEDBACK ANALYSIS OF PARENTS	16-22
5.4. FEEDBACK ANALYSIS OF ALUMNI	22-28
5.5. FEEDBACK ANALYSIS OF EMPLOYERS	28-31
6. FEEDBACK SUMMARY REPORTS	32-37
6.1. FEEDBACK SMMARY REPORT OF STUDENTS	33
6.2. FEEDBACK SMMARY REPORT OF TEACHERS	34
6.3. FEEDBACK SMMARY REPORT OF PARENTS	35
6.4. FEEDBACK SMMARY REPORT OF ALUMNI	36
6.5. FEEDBACK SMMARY REPORT OF EMPLOYERS	37
7. ACTION TAKEN REPORT	38

1. INTRODUCTION

Feedback plays an essential role in curriculum delivery. It is a regular practice of the IQAC committee to collect feedback on the curriculum from stakeholders, **students, teachers, parents, alumni, and employers**, for the betterment of the institution. To implement this, a **feedback committee** is constituted. The committee collects and analyses the feedback and gives suggestions to the appropriate bodies.

2. FEEDBACK COMMITTEE (2019-20)

This year's feedback committee consisted of Dr. Annu Thomas (*Department of Chemistry*), Prof. Shalini Thomas (*Department of Economics*), Prof. Jaisy Joy (*Department of Chemistry*) and Prof. Alphonsa Kurien (*Department of Sociology*).

This Committee would be responsible for distributing, collecting, filing, analysing and directing the actions taken based on the feedback. This committee acts as an advisory body to the council, allowing them to make changes based on the feedback collected from the previous year. The collected feedback is analysed and suggestions are made to the committee based on the report.

The stakeholders of this feedback are: **students, teachers, alumni, parents and employees**.

3. FEEDBACK METHODOLOGY

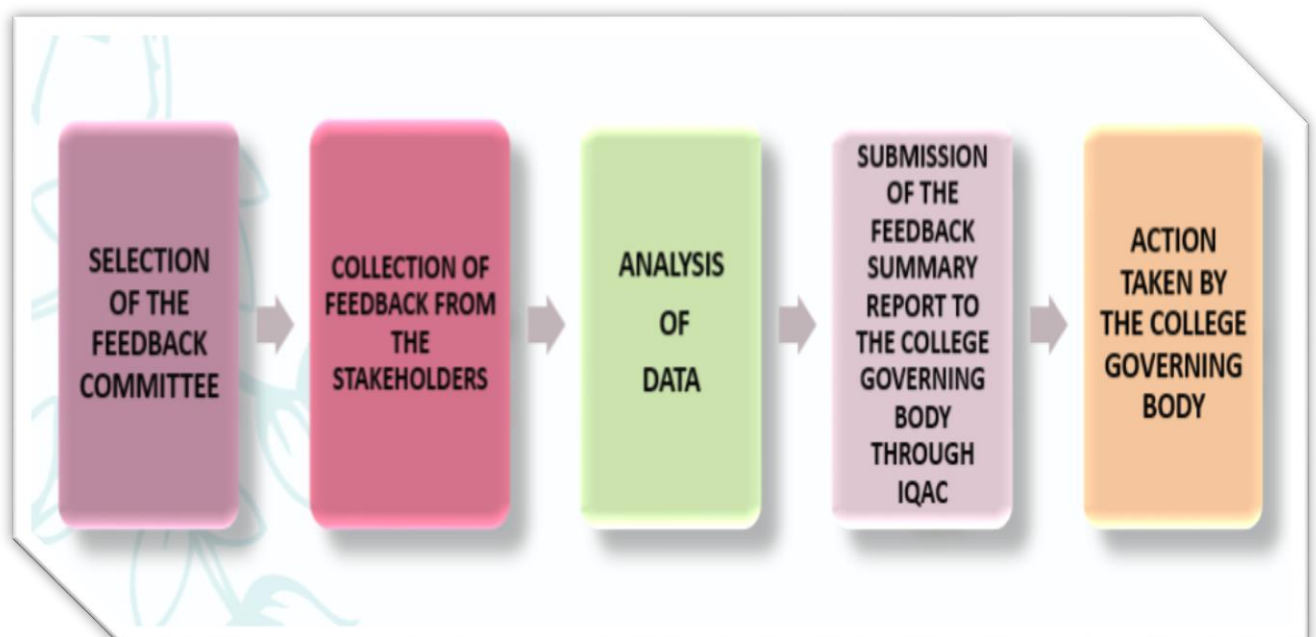
The feedback is collected from the stakeholders through structured questionnaires in the following manner:

- ❖ **Students** – the questionnaire is circulated among randomly chosen students at the end of the academic year.
- ❖ **Parents** – the questionnaire is distributed to the parents during PTA meetings and Open House meetings conducted by the departments.
- ❖ **Alumni**- the feedback is collected from the alumni during the alumni meets organized in the college.
- ❖ **Employers**- each department was given the responsibility of tracking down their employed alumni and collecting the feedback on them from their employer.

- ❖ **Teachers** - the feedback is taken from the teachers both through a structured questionnaire and during various meetings.

The feedback from the above stakeholders are collected, analysed and then submitted to the College Council and then to IQAC for further implementation. Once the IQAC is convinced of the changes to be made, they put it forward to the Governing Body where the changes are implemented.

4. FEEDBACK PROCESS

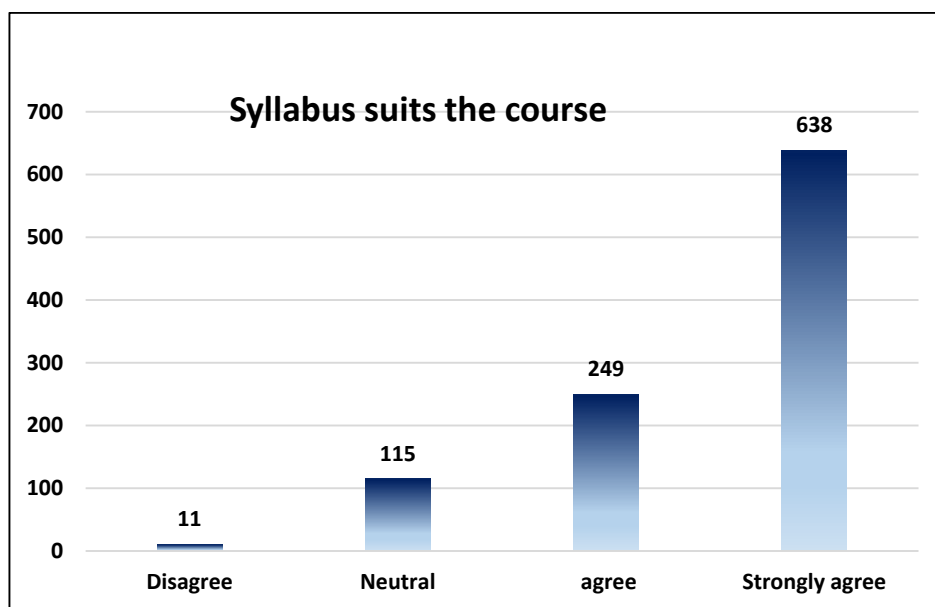


5. FEEDBACK ANALYSIS

5.1. FEEDBACK ANALYSIS OF STUDENTS

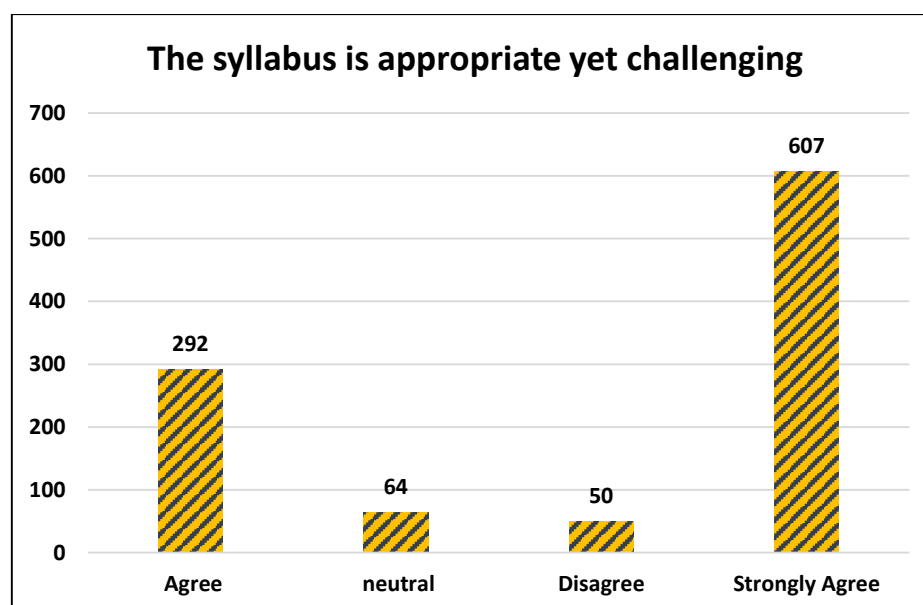
Total number of responses: **1013**

5.1.1. SYLLABUS SUITS THE COURSE



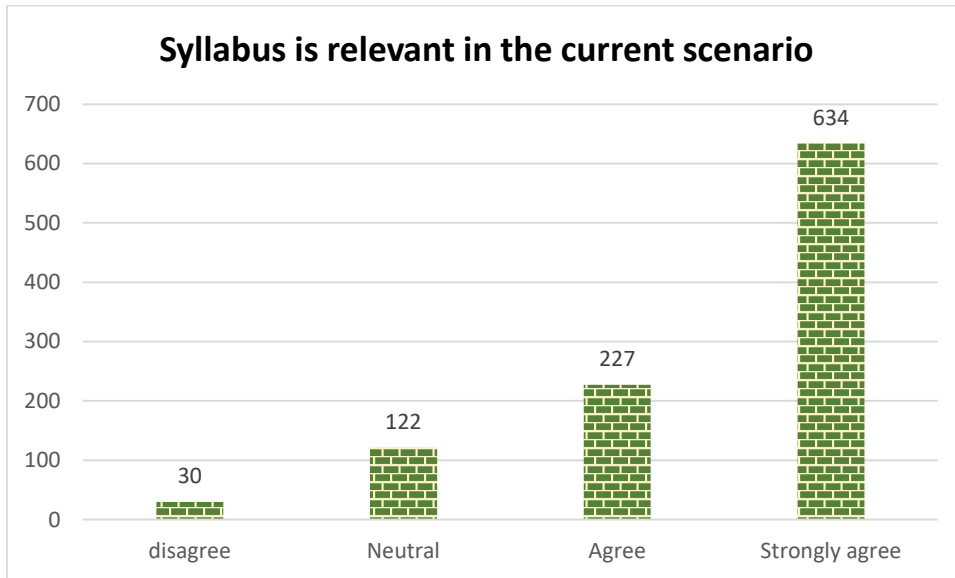
62.9% of the students strongly agree that 'the syllabus suits the course', 24.5% agree, 11.3% had neutral response and 1% disagree with the statement.

5.1.2. THE SYLLABUS IS APPROPRIATE YET CHALLENGING



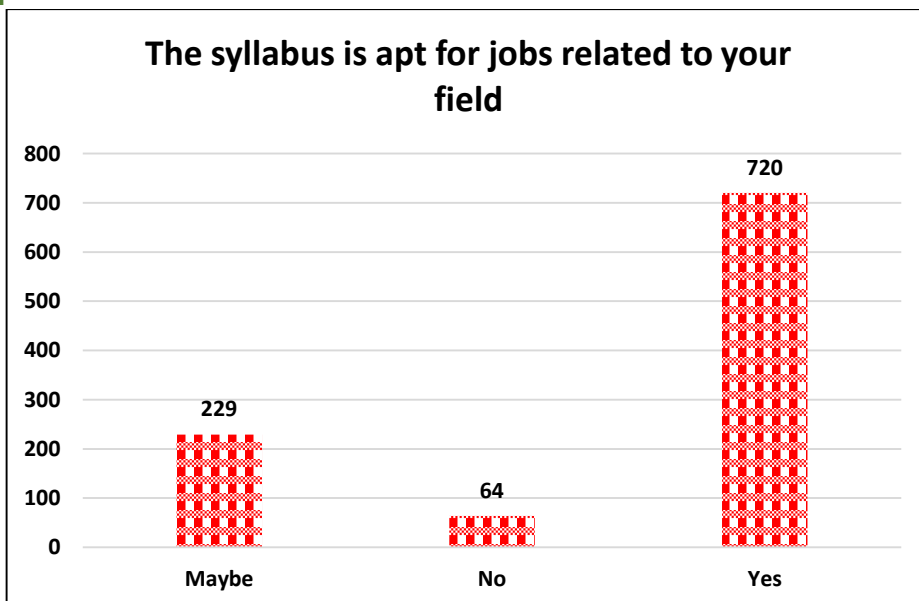
Majority of the students making a percentage of 59.9 strongly agree that ‘the syllabus is appropriate yet challenging’ 28.8% agree, 6.3% had a neutral response and 4.9% disagree.

5.1.3. SYLLABUS IS RELEVANT IN THE CURRENT SCENARIO



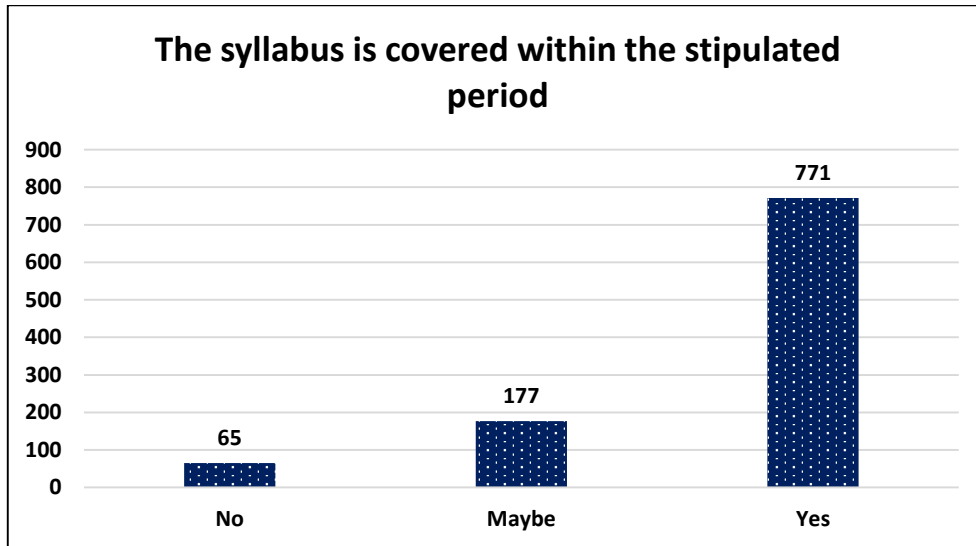
62.5% of the students strongly agree that syllabus is relevant in the current scenario, 22.4% agree, 12% have neutral response and 2.9% show disagreement.

5.1.4. THE SYLLABUS IS APT FOR JOBS RELATED TO YOUR FIELD



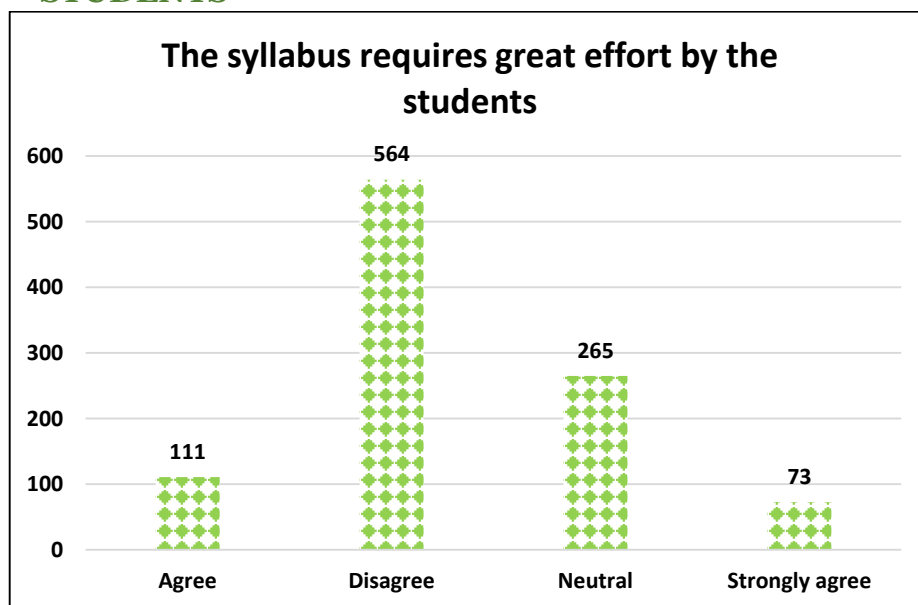
71% of the students have the opinion that the syllabus is apt for jobs related to their field. 6.3% of the students responded that the syllabus is not apt for the jobs related to their field. 22.6% have the opinion that the syllabus may be suitable for the jobs related to their field.

5.1.5. THE SYLLABUS IS COVERED WITHIN THE STIPULATED PERIOD



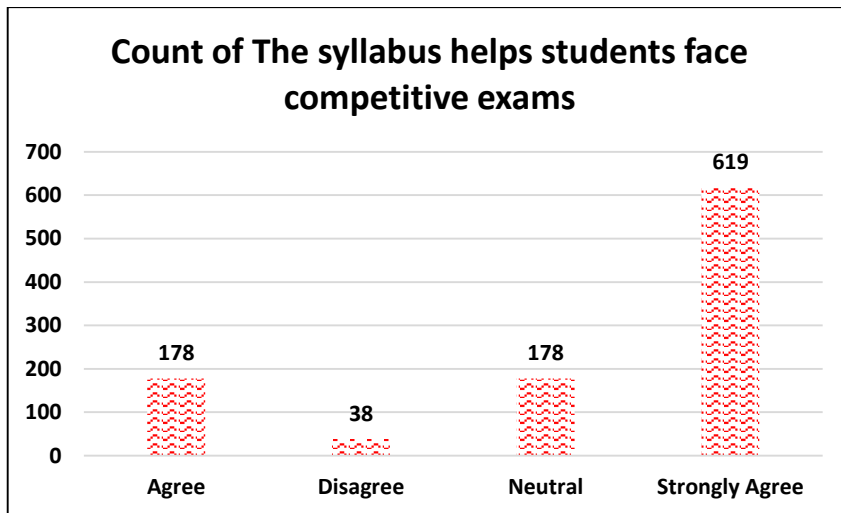
76.1% of the students have the opinion that the syllabus is covered within the stipulated period. 6.4% responded that the syllabus is not covered within the stipulated period. 17.4% have the opinion that the syllabus may be covered within the stipulated period.

5.1.6. THE SYLLABUS REQUIRES GREAT EFFORT BY THE STUDENTS



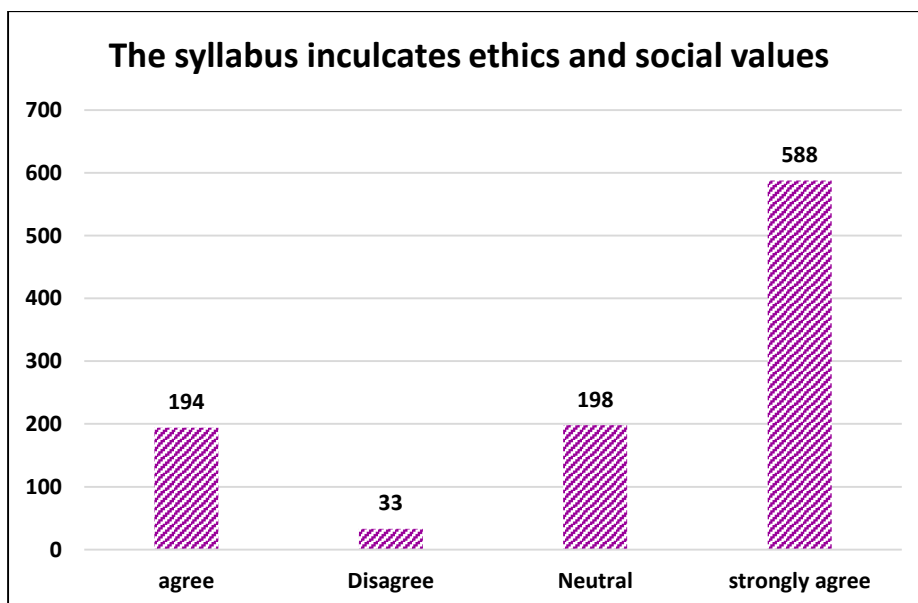
For the statement 'the syllabus requires great effort by the students' 55.6% disagree, 26.1% of the students had a neutral response, 10.9% agree and 7.2% strongly agree.

5.1.7. THE SYLLABUS HELPS STUDENTS FACE COMPETITIVE EXAMS



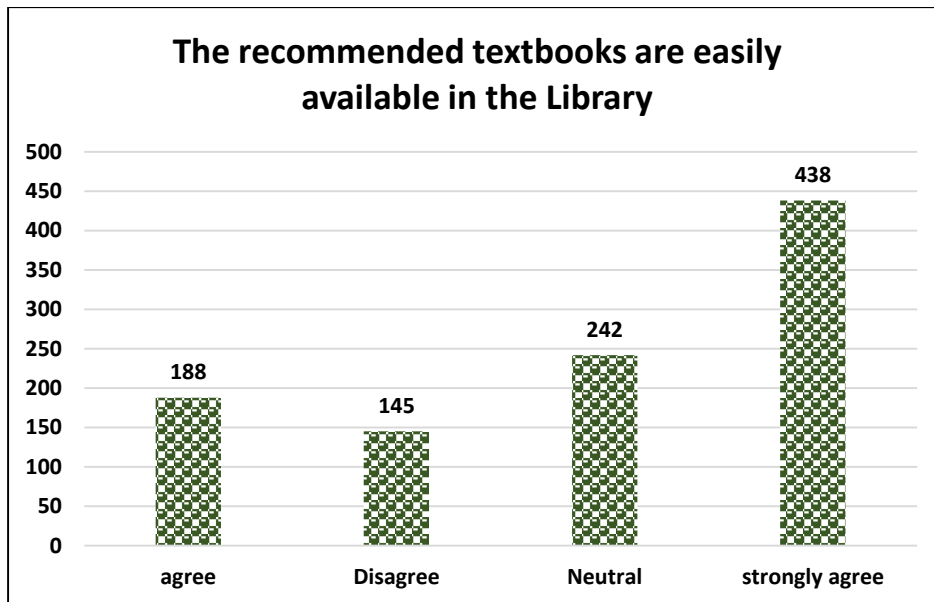
61.1% of the students strongly agree, 17.5% agree, 17.5% neutral response 3.7% disagree with the statement 'Syllabus Helps Students Face Competitive Exams'.

5.1.8. THE SYLLABUS INCULCATES ETHICS AND SOCIAL VALUES



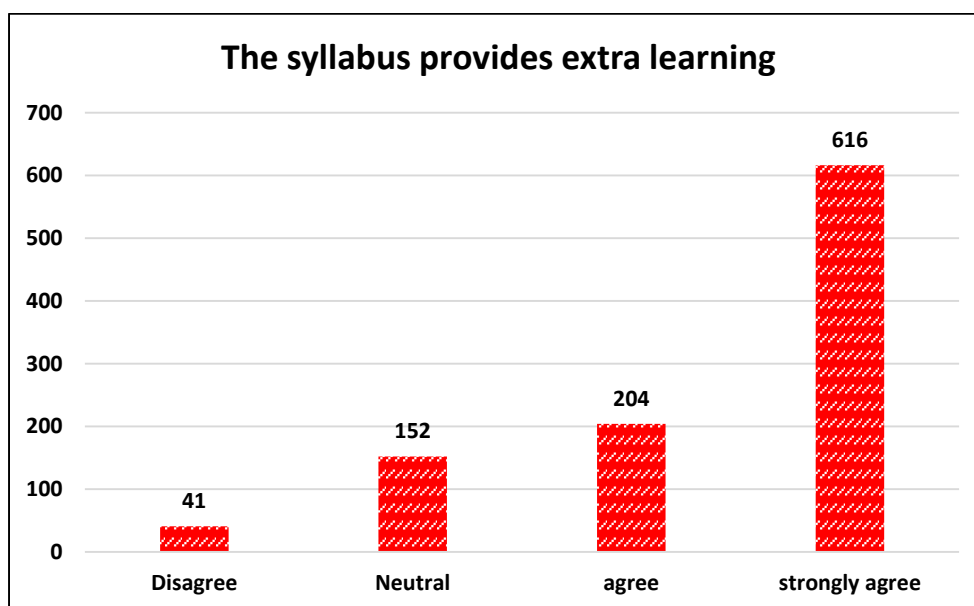
58.1% of the students strongly agree 'Syllabus Inculcates Ethics and Social Values' 23.2% agree, 9.4% had neutral response and 9.3% disagree.

5.1.9. THE RECOMMENDED TEXTBOOKS ARE EASILY AVAILABLE IN LIBRARY



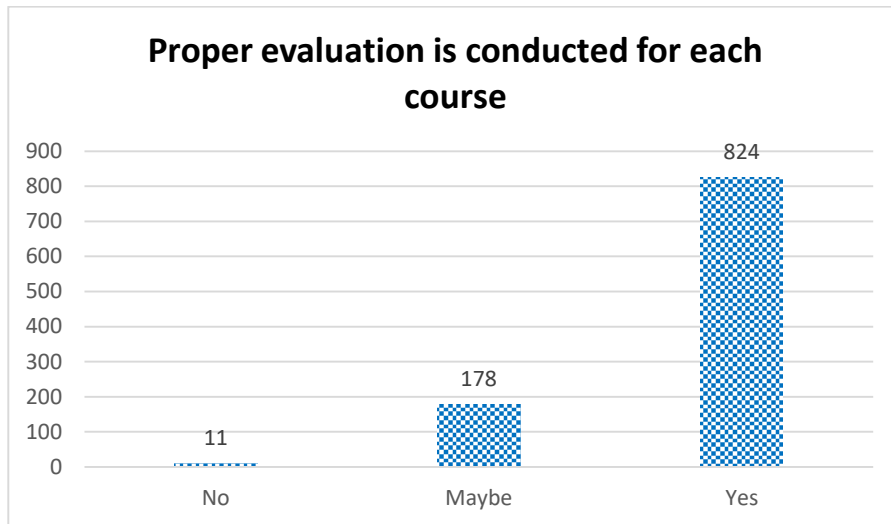
43.2% of the students strongly agree that the recommended textbooks are easily available in the library.18.5% agree, 23.8% had neutral response and 14.3% disagree.

5.1.10. THE SYLLABUS PROVIDES EXTRA LEARNING



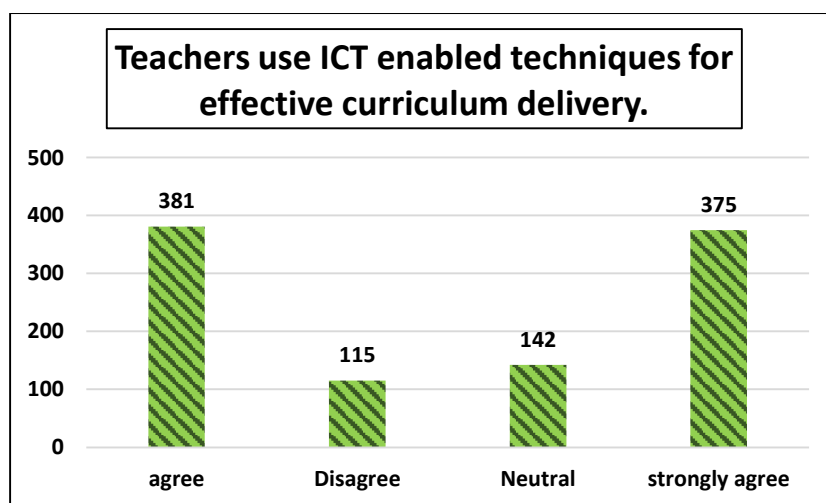
60.8% of the students strongly agree that 'the syllabus provides extra learning', 20.1% agree, 15% had neutral response and 4.0 % disagree with the statement.

5.1.11. PROPER EVALUATION IS CONDUCTED FOR EACH COURSE



81.3% of the students have the opinion that proper evaluation is conducted for each course 17.5% responded that proper evaluation may be conducted for each course. 1% have the opinion that proper evaluation is not conducted for each course.

5.1.12. TEACHERS USE ICT ENABLED TECHNIQUES FOR EFFECTIVE CURRICULUM DELIVERY

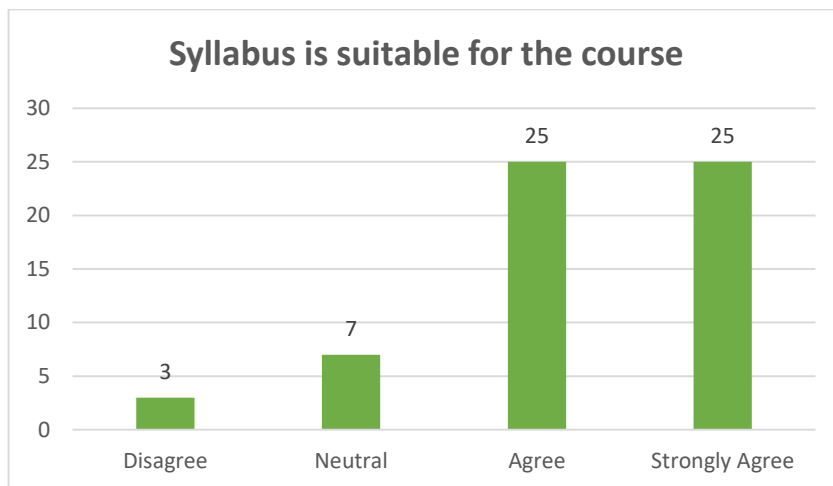


37%of the students responded that the teachers use ICT enabled techniques for effective curriculum delivery. 37.6%agree, 11.3%disagree and 14% give neutral response.

5.2. FEEDBACK ANALYSIS OF TEACHERS

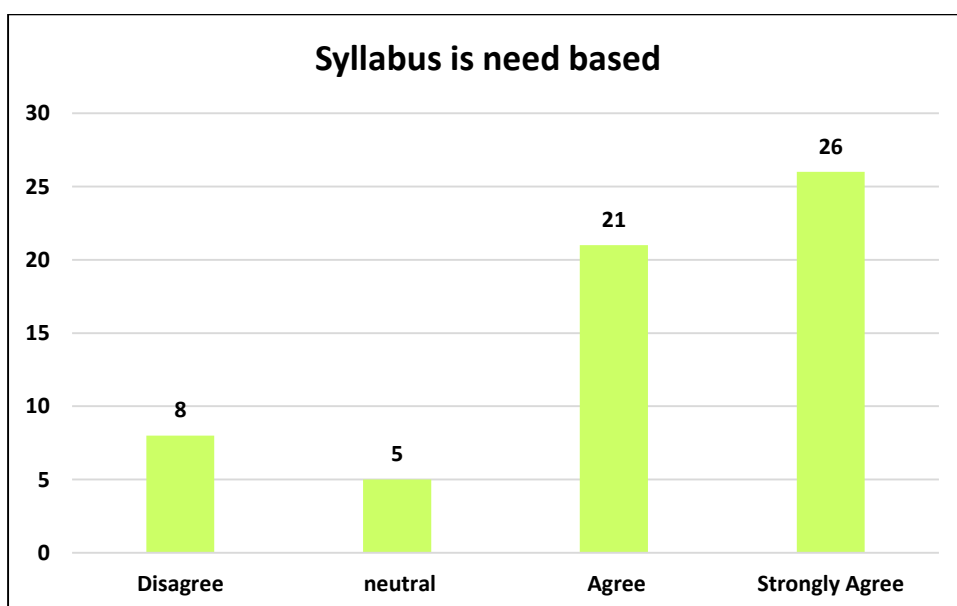
Total number of responses: 60

5.2.1. SYLLABUS IS SUITABLE TO THE COURSE



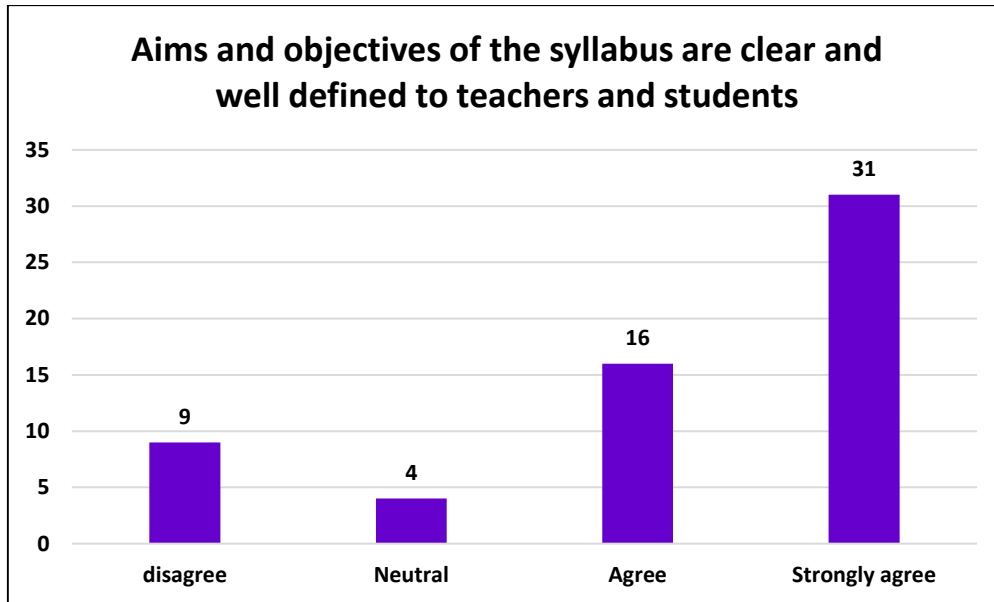
41.6% of the teachers strongly agree that the syllabus suits the course, 41.6% agree, 11.6% had neutral response and 5% of the teachers disagree with the statement.

5.2.2. SYLLABUS IS NEED BASED



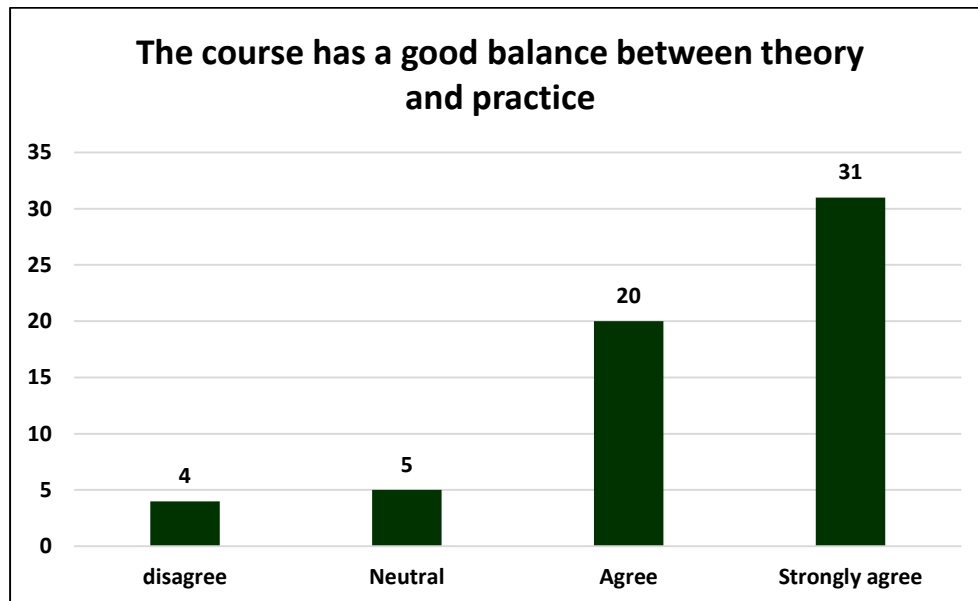
43.3% of the teachers strongly agree that the ‘Syllabus is Need Based’, 35% agree, 8.3% have neutral response and 13.3% disagree with the statement.

5.2.3. AIMS AND OBJECTIVES OF THE SYLLABUS ARE CLEAR AND WELL DEFINED TO TEACHERS AND STUDENTS



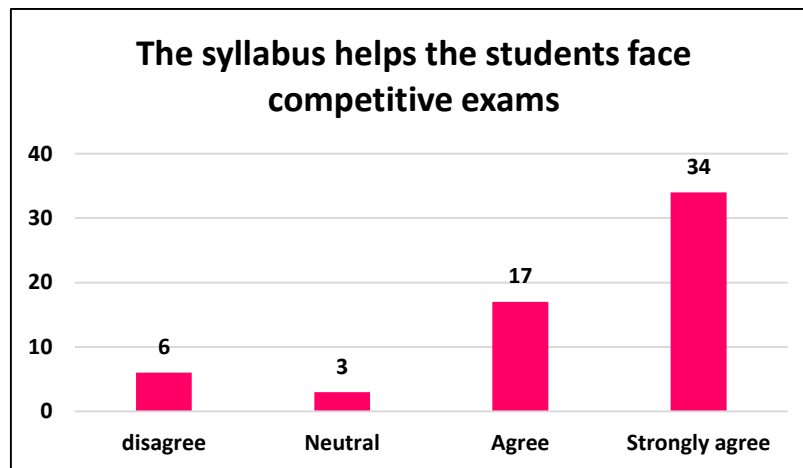
51.6% of the teachers strongly agree that ‘Aims and Objectives of Syllabus are Clear and Well Defined to Teachers and Students’, 26.6% agree, 6.6% have neutral response and 15% disagree with the statement.

5.2.4. THE COURSE HAS A GOOD BALANCE BETWEEN THEORY AND PRACTICE



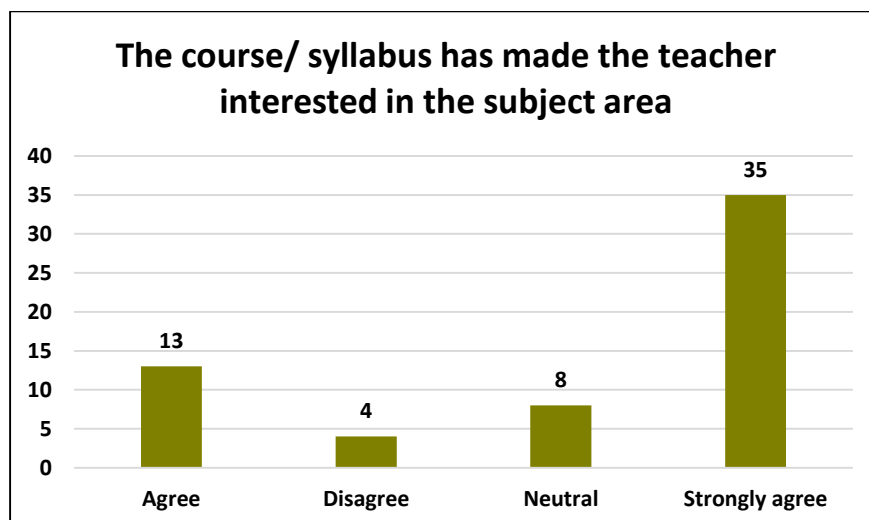
51.6% of the teachers strongly agree that the Course has a Good Balance between Theory and Practice, 33.3% agree, 8.3% have neutral response and 6.6% disagree with the statement.

5.2.5. THE SYLLABUS HELPS THE STUDENTS FACE COMPETITIVE EXAMS



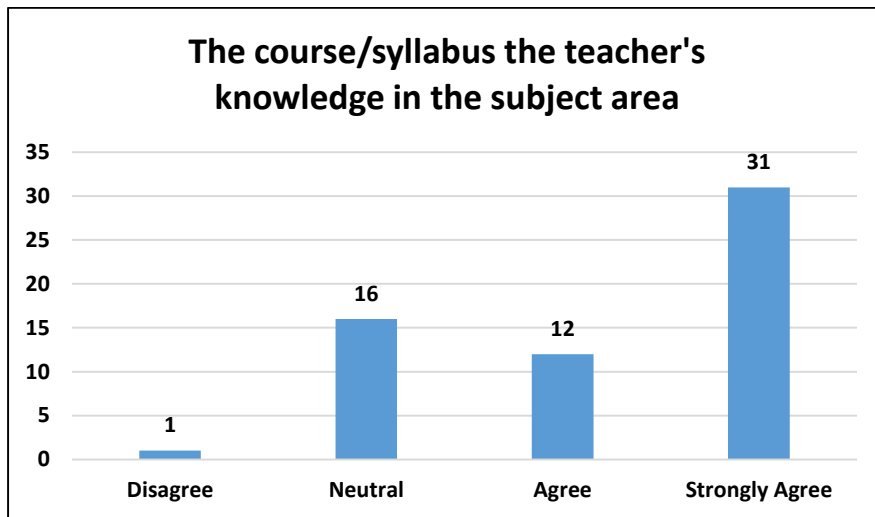
56.6% of the teachers strongly agree, 28.3% agree, 5% neutral response and 10% disagree with the statement 'The Syllabus Helps the Students Face Competitive Exams'.

5.2.6. THE COURSE/ SYLLABUS HAS MADE THE TEACHER INTERESTED IN THE SUBJECT AREA



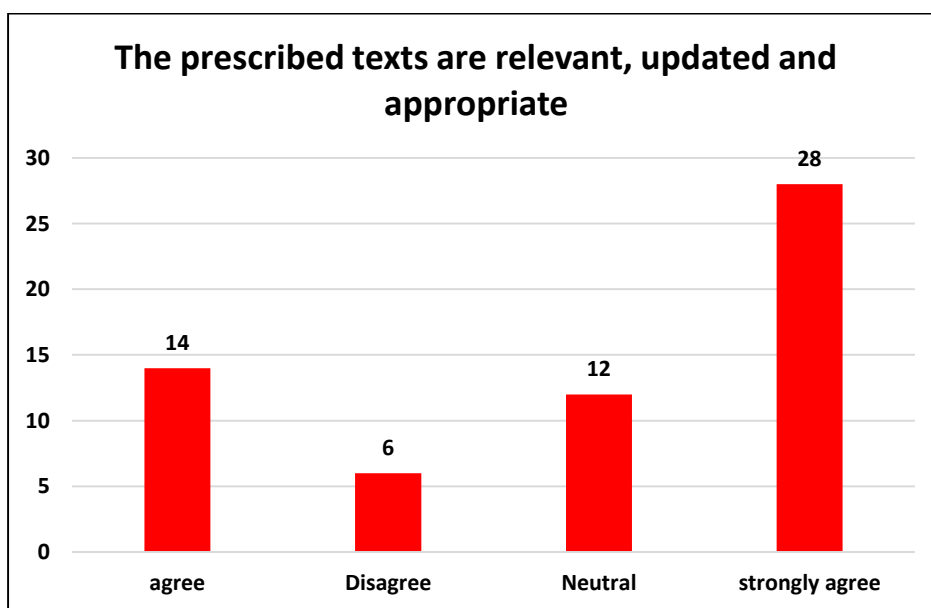
For the statement 'The Course/ Syllabus has made the Teacher Interested in the Subject Area' majority (58.3%) of the teachers strongly agree, 21.6% agree, 13.3% have neutral response and 6.6% disagree.

5.2.7. THE COURSE/SYLLABUS HAS INCREASED THE TEACHER’S KNOWLEDGE IN THE SUBJECT AREA



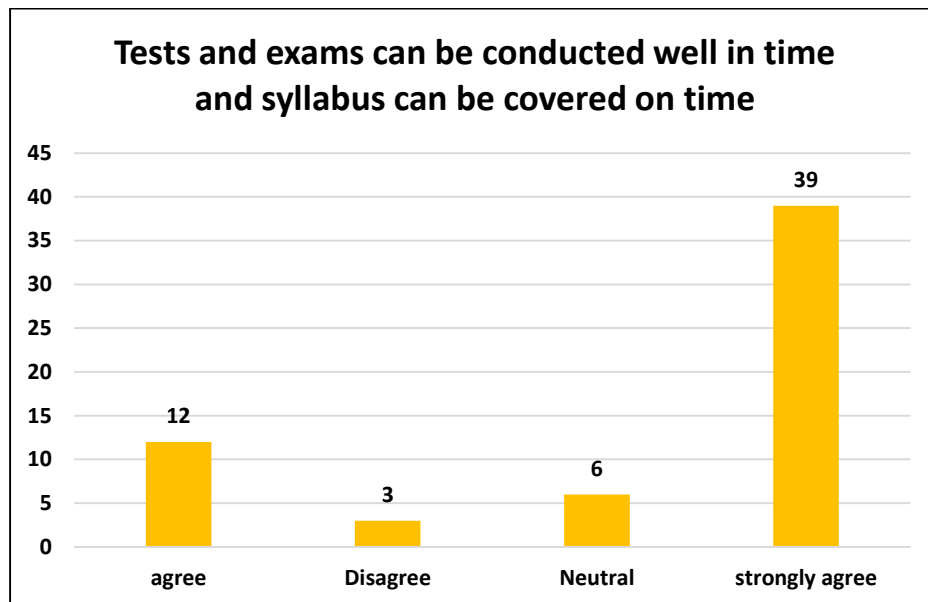
51.6% of the teachers strongly agree that 'the Course/ Syllabus has Increased the Teacher’s Knowledge in the Subject Area', 20% agree, 26.6% have neutral response and 1.6% degree with the statement.

5.2.8. THE PRESCRIBED TEXTS ARE RELEVANT, UPDATED AND APPROPRIATE



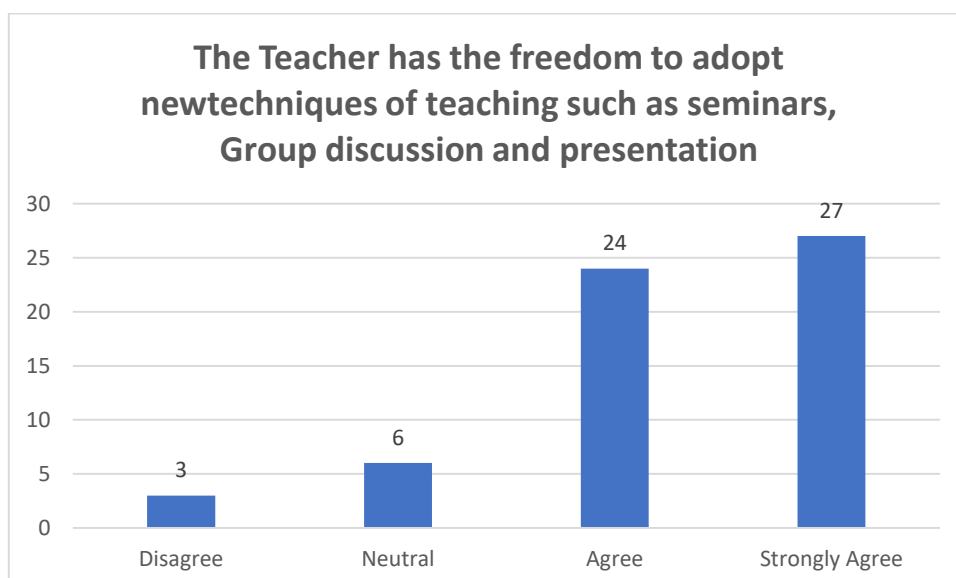
46.6% of the teachers strongly agree that 'the prescribed texts are relevant, updated and appropriate', 23.3% agree, 20% have neutral response and 10% disagree.

5.2.9. TESTS AND EXAMS CAN BE CONDUCTED WELL IN TIME AND SYLLABUS CAN BE COVERED ON TIME



65% of the respondents strongly agree that 'Tests and exams can be conducted well in time and syllabus can be covered on time', 20% agree, 10% had neutral response and 5% disagree.

5.2.10. THE TEACHER HAS THE FREEDOM TO ADOPT NEW TECHNIQUES OF TEACHING SUCH AS SEMINARS, G.D AND PRESENTATIONS

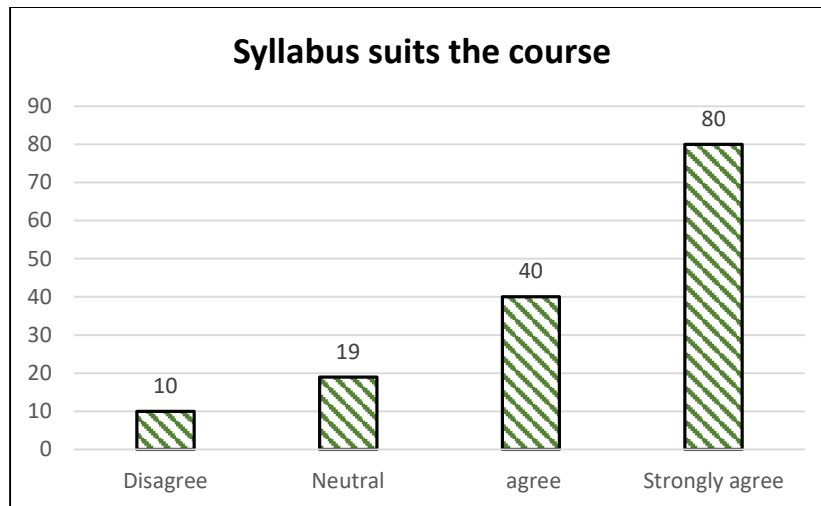


Majority (45%) of the respondents strongly agree that 'the teacher has the freedom to adopt new techniques of teaching such as seminars, GD, presentations etc.', 40% agree, 10% have neutral response and 5% disagree.

5.3. FEEDBACK ANALYSIS OF PARENTS

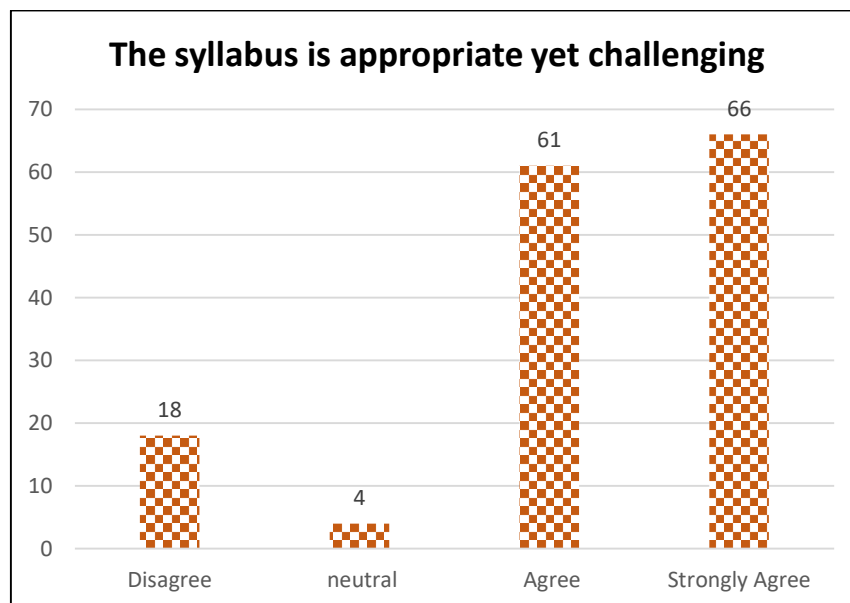
Total number of responses: 149

5.3.1. SYLLABUS SUITS THE COURSE



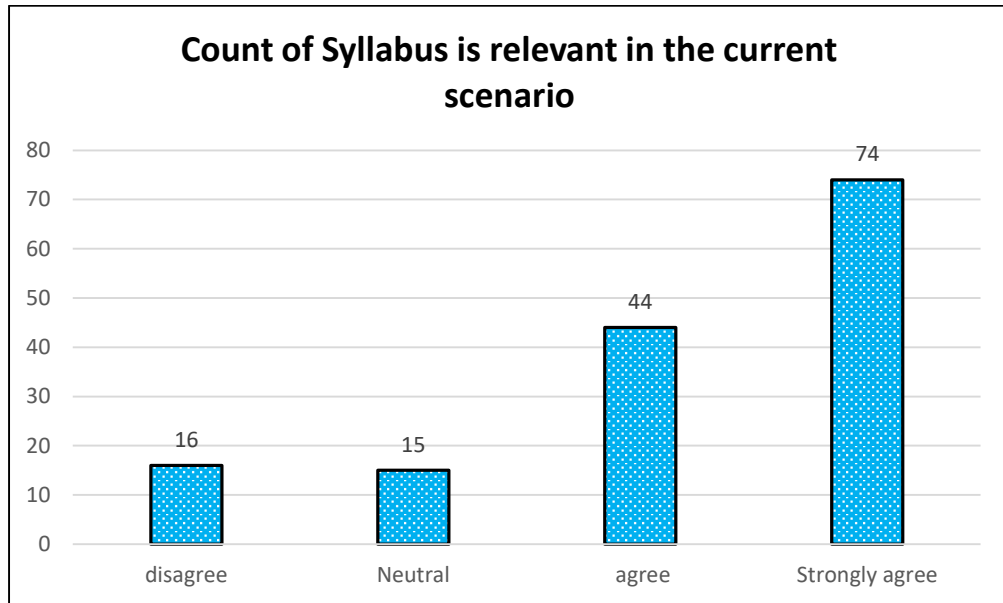
For the statement 'Syllabus Suits the Course' 53.6% of the parents strongly agree, 26.8% agree, 12.7% had neutral response and 6.7% disagree.

5.3.2. THE SYLLABUS IS APPROPRIATE YET CHALLENGING



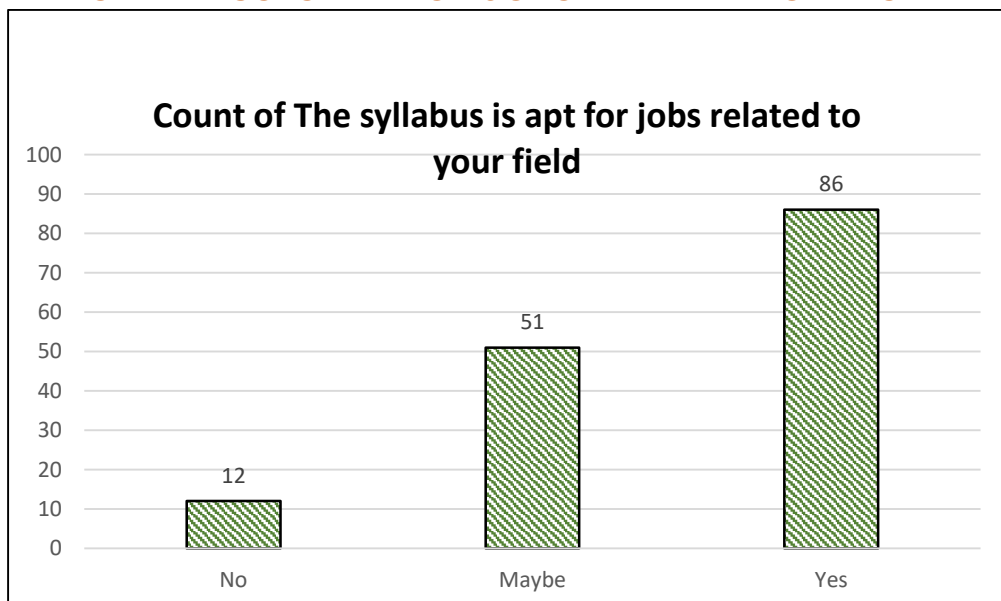
44.2% of the parents strongly agree that the syllabus is appropriate yet challenging, 40.9% agree, 2.6% have neutral response, 12% disagree

5.3.3. SYLLABUS IS RELEVANT IN THE CURRENT SCENARIO



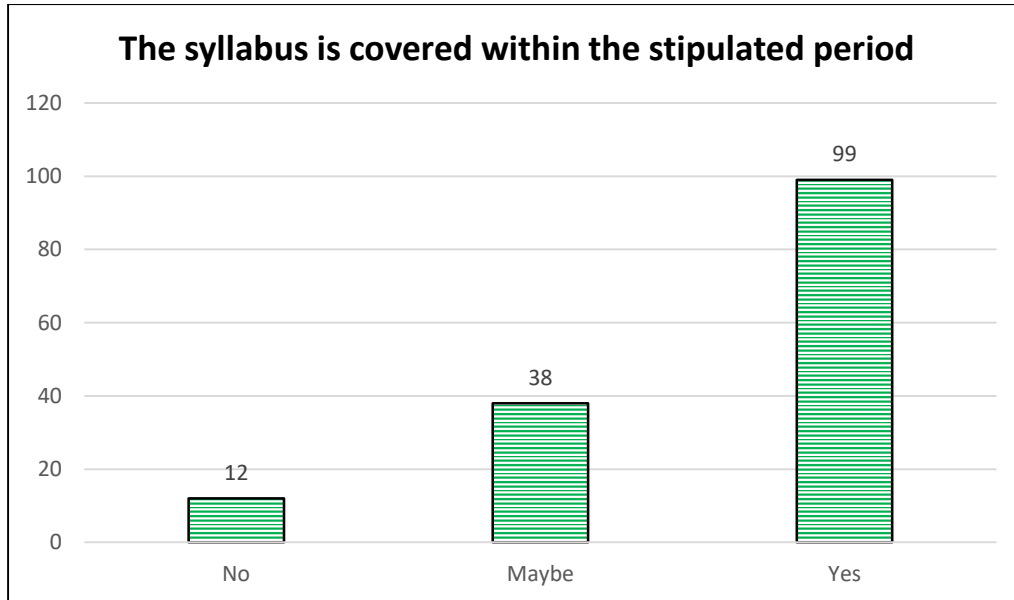
49.6% of the parents strongly agree that the 'Syllabus is Relevant in the Current Scenario', 29.5% agree, 10% have neutral response and 10.7% disagree.

5.3.4. THE SYLLABUS IS APT FOR JOBS RELATED TO THIS FIELD



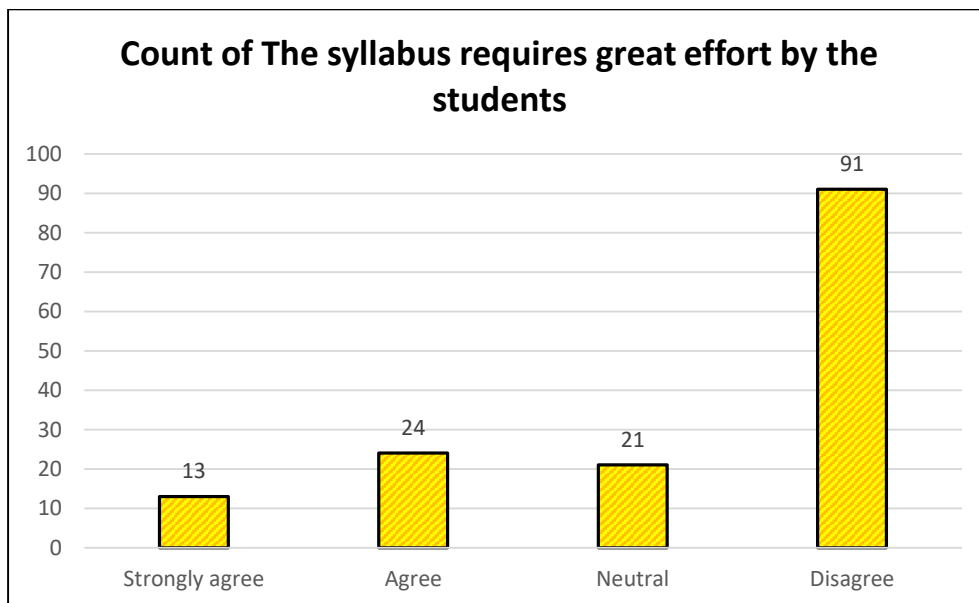
For the statement 'Syllabus is Apt for Jobs Related to This Field' 57.7% responded yes, 34.2% responded maybe and 8% responded no.

5.3.5. THE SYLLABUS IS COVERED WITHIN THE STIPULATED PERIOD



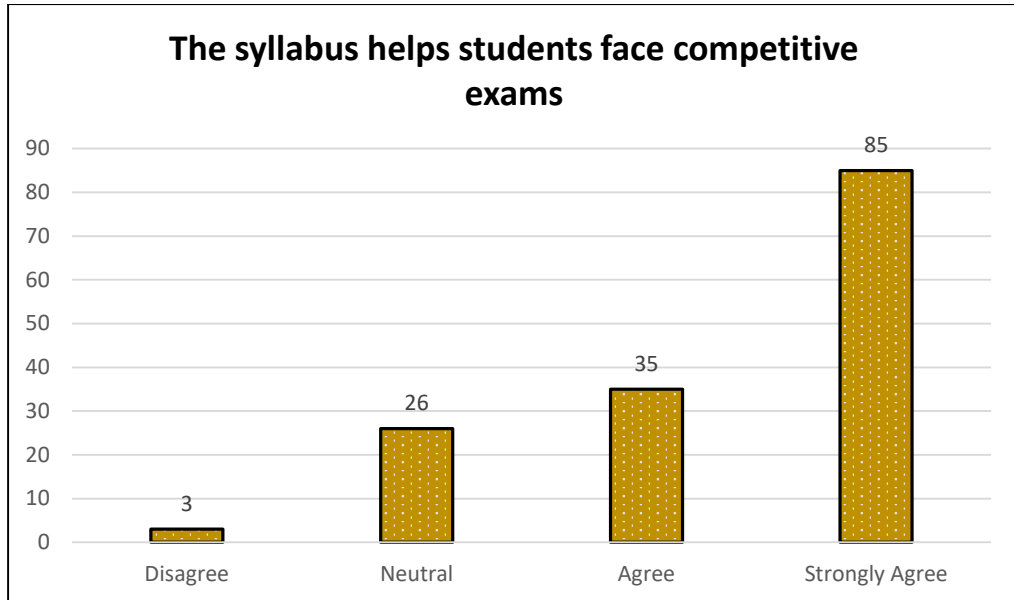
For the statement 'Syllabus is covered within the Stipulated Period' majority of the parents (66.4%) responded yes, 25.5% may be, 8%no.

5.3.6. THE SYLLABUS REQUIRES GREAT EFFORT BY THE STUDENTS



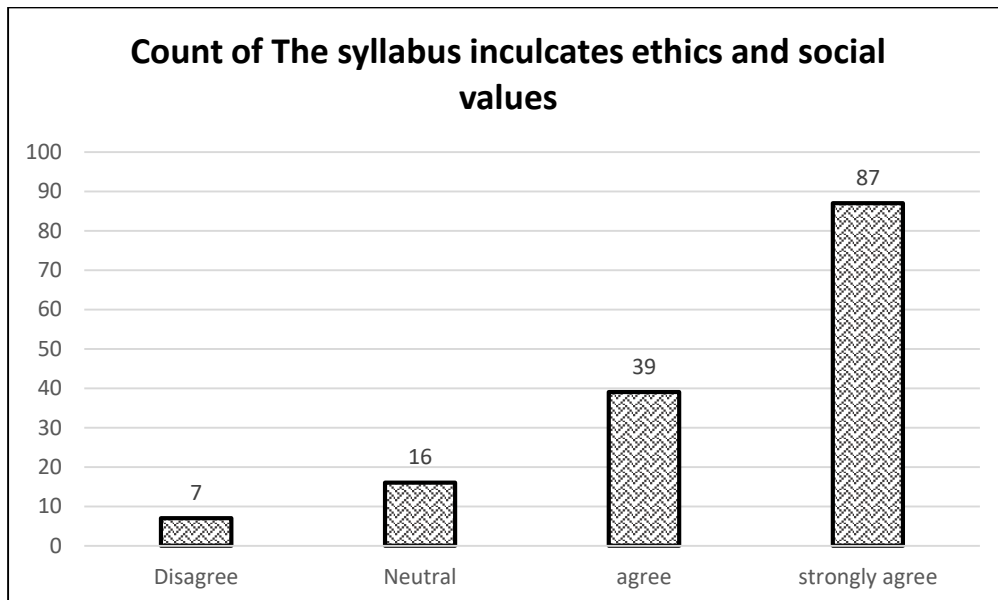
61% of the parents disagree that the 'Syllabus Requires Great Effort by the Students', 14% have neutral response, 16.1% agree and 8.7% strongly agree with the statement.

5.3.7. THE SYLLABUS HELPS STUDENTS FACE COMPETITIVE EXAMS



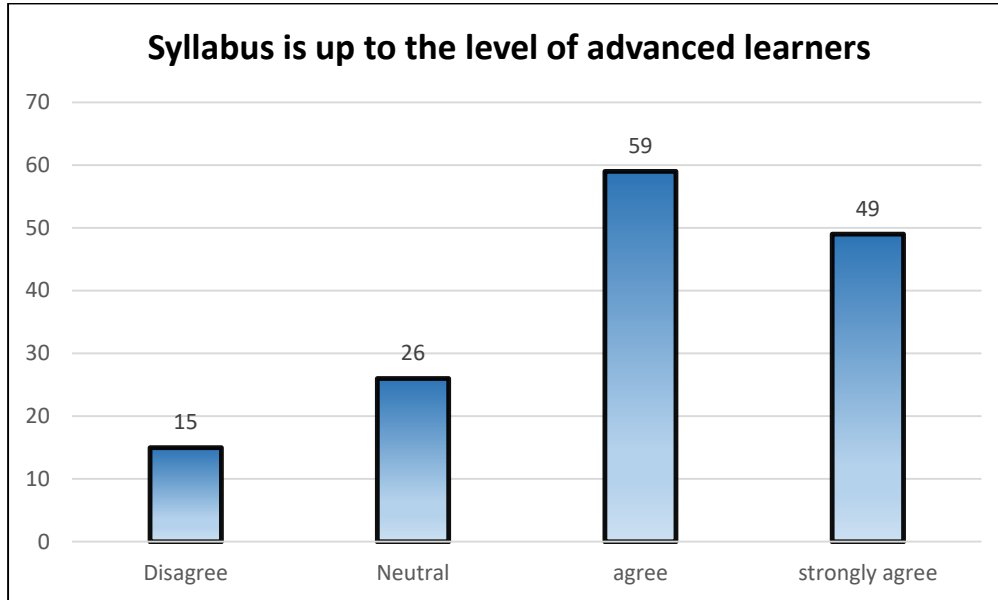
57% of the parents strongly agree that the 'Syllabus Helps Students Face Competitive Exams', 23.4% agree, 17.4% have neutral response and 2.0% disagree.

5.3.8. THE SYLLABUS INCULCATES ETHICS AND SOCIAL VALUES



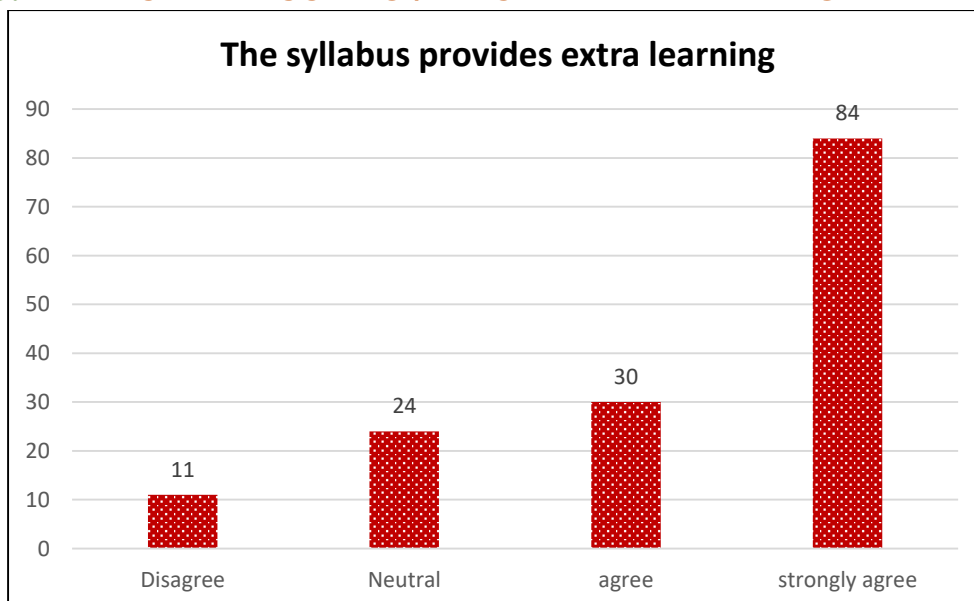
For the statement 'Syllabus Inculcates Ethics and Social Values' 58.3% of the parents strongly agree with the statement, 26.1% agree 10.7% responded neutral and 4.6% disagree.

5.3.9. SYLLABUS IS UP TO THE LEVEL OF ADVANCED LEARNERS



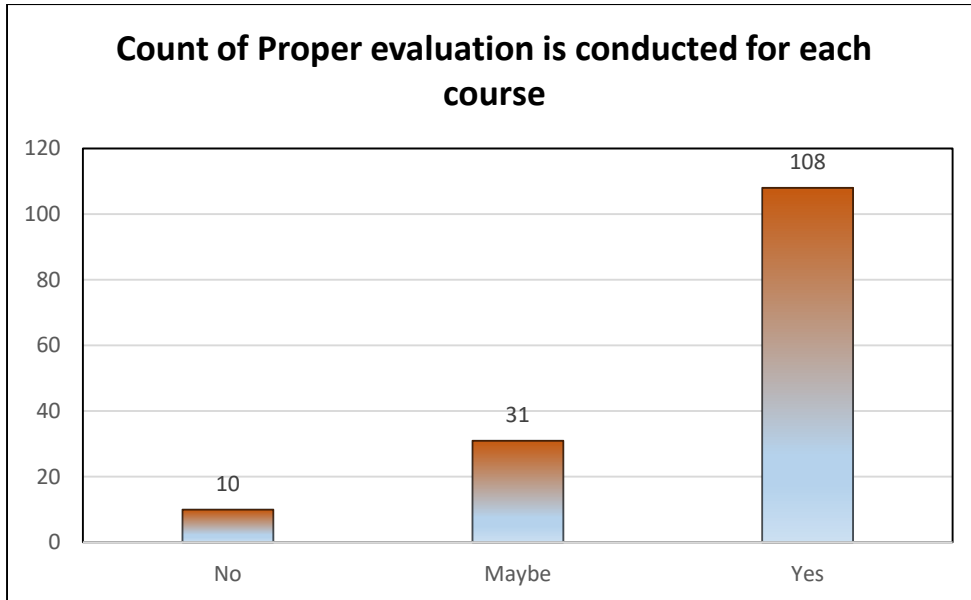
For the statement 'Syllabus is up to the level of advanced learners' 32.8% of the parents strongly agree with the statement, 39.5% agree 17.4% responded neutral and 10% disagree.

5.3.10. THE SYLLABUS PROVIDES EXTRA LEARNING



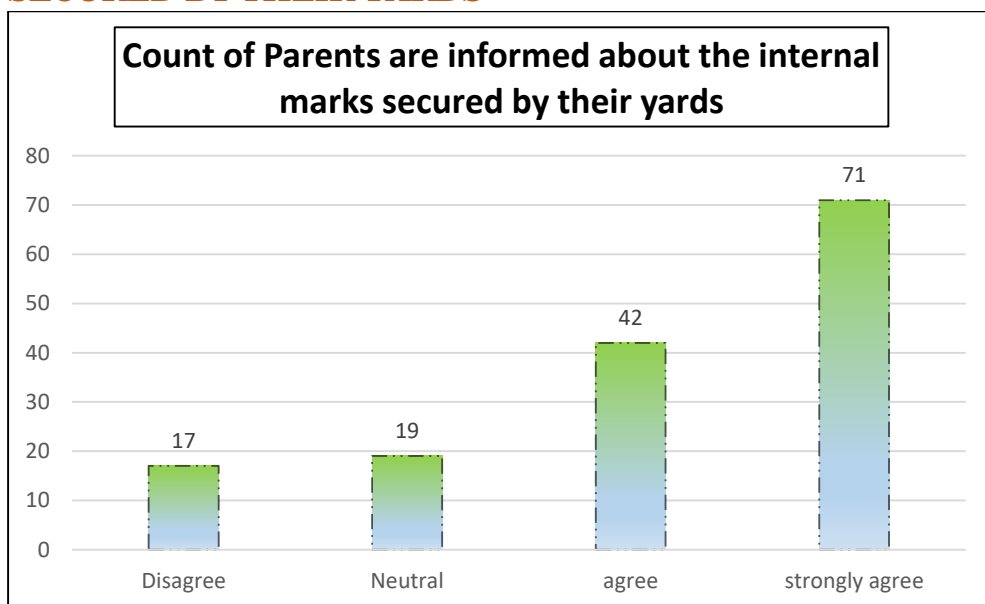
56.3% of the parents strongly agree that the 'The Syllabus Provides Extra Learning', 20.1% agree, 16.1% have neutral response and 7.3% disagree.

5.3.11. PROPER EVALUATION IS CONDUCTED FOR EACH COURSE



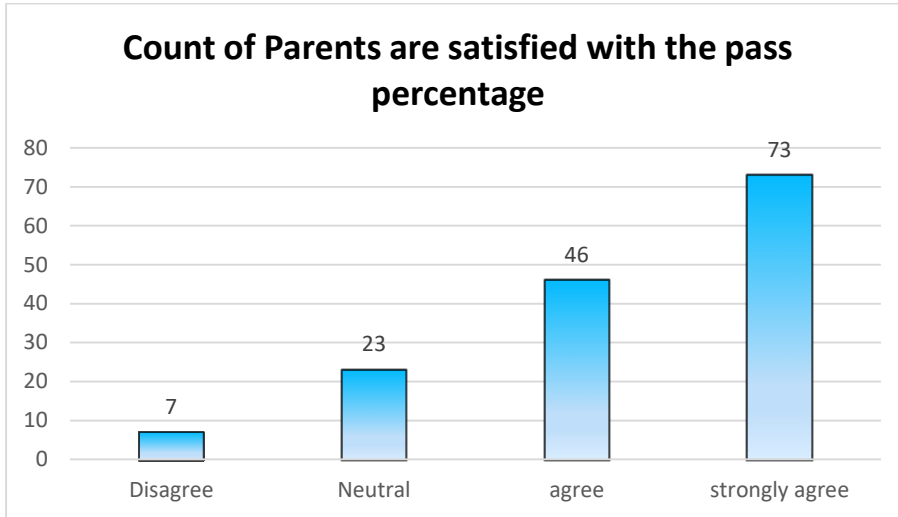
For the statement 'Proper Evaluation is conducted for Each Course' majority (72.4%) responded yes, 20.8% responded maybe and 6.7% responded no.

5.3.12. PARENTS ARE INFORMED ABOUT THE INTERNAL MARKS SECURED BY THEIR YARDS



Majority of the parents 47.6% strongly agree with the statement ‘Parents are informed about the internal marks secured by their yards’, 28.1% agree, 12.7% had neutral response and 11.4% disagree.

5.3.13. PARENTS ARE SATISFIED WITH THE PASS PERCENTAGE

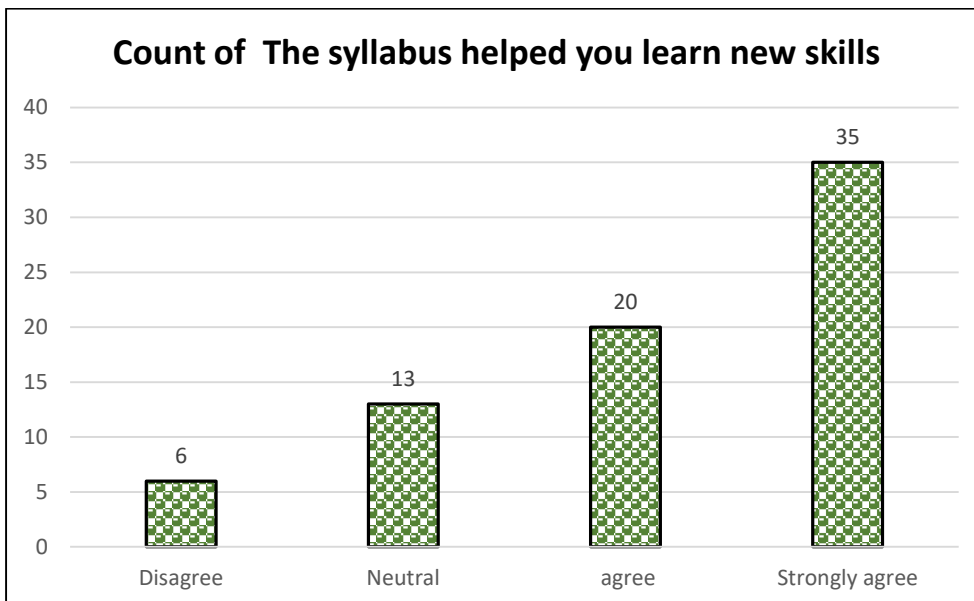


45.8% of the parents strongly agree that the 'Parents are satisfied with the pass percentage', 25.3% agree, 21.1% have neutral response and 7.8% disagree.

5.4. FEEDBACK ANALYSIS OF ALUMNI

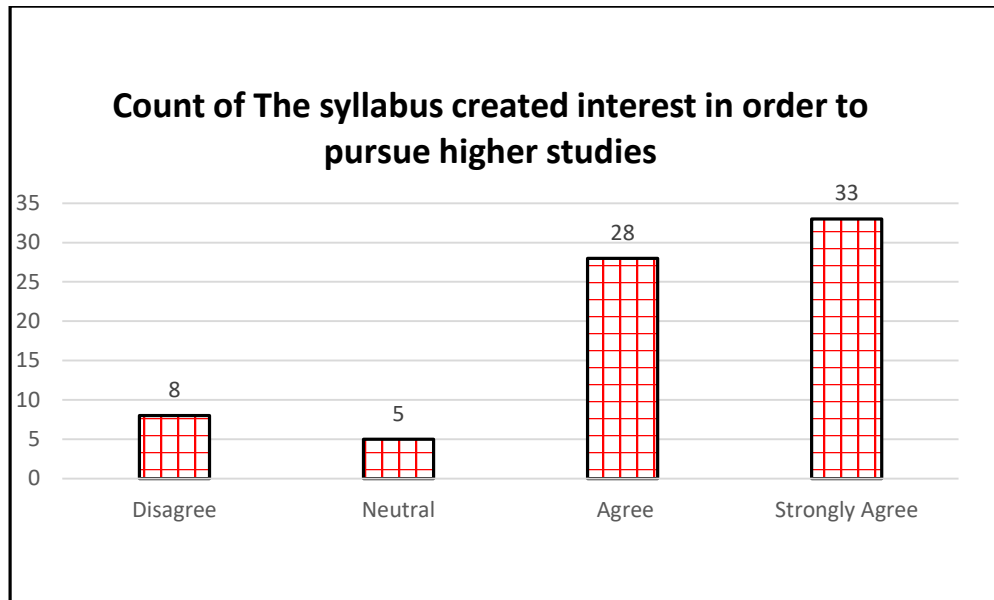
Total number of responses: 74

5.4.1. THE SYLLABUS HELPED YOU LEARN NEW SKILLS



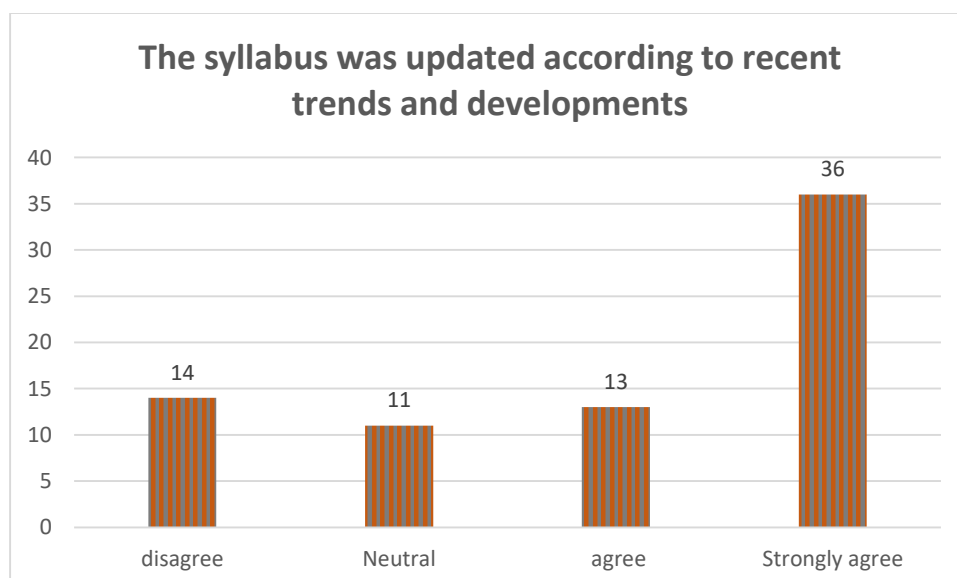
43.3% of the students strongly agree that the syllabus helped you learn new skills, 29.8% agree, 14.9% had neutral response and 11.9% disagree with the statement.

5.4.2. THE SYLLABUS CREATED INTEREST IN ORDER TO PURSUE HIGHER STUDIES



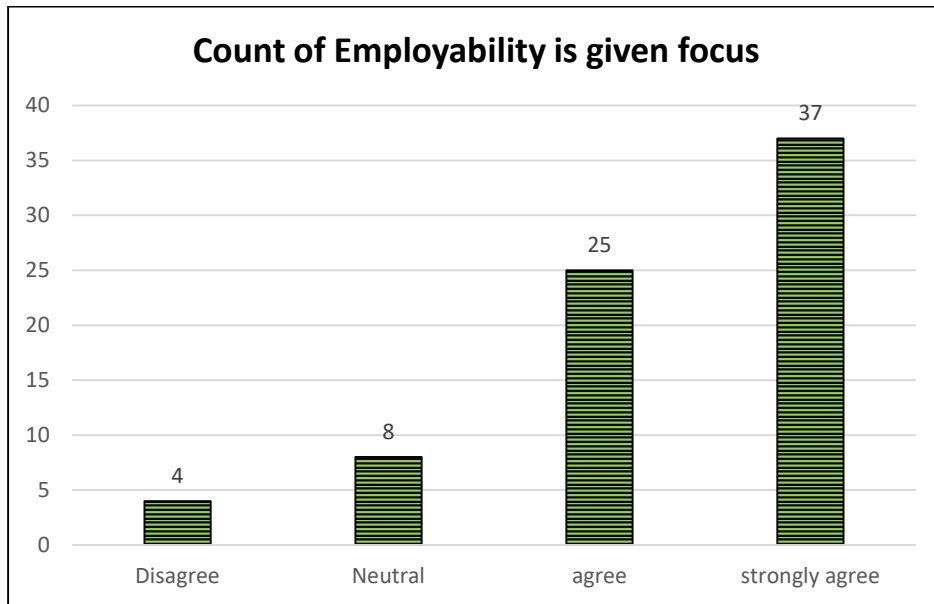
49.2% of the students strongly agree that ‘The syllabus created interest in order to pursue higher studies’, 20.9% agree, 17.9% had neutral response and 12% disagree with the statement.

5.4.3. THE SYLLABUS WAS UPDATED ACCORDING TO RECENT TRENDS AND DEVELOPMENTS



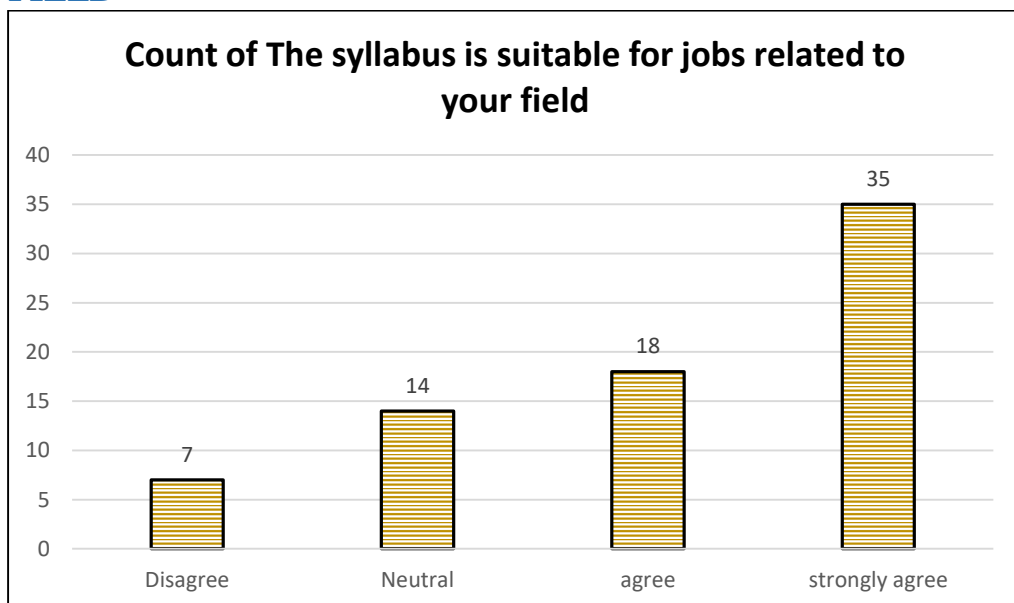
For the statement 'The syllabus was updated according to recent trends and developments' 46.3% of the alumni strongly agree with the statement, 31.3% agree, 14.9% responded neutral and 7.5% disagree.

5.4.4. EMPLOYABILITY IS GIVEN FOCUS



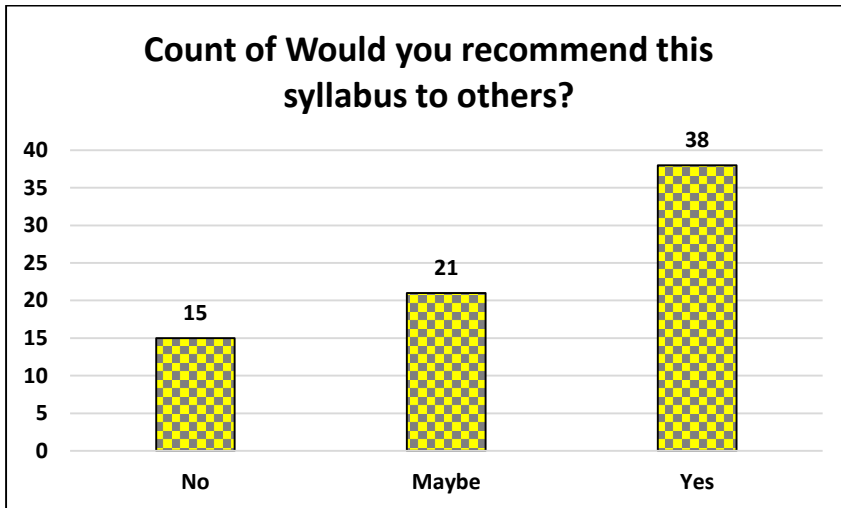
For the statement 'Employability is given focus' 43.3% of the alumni strongly agree with the statement, 26.9% agree, 17.9% responded neutral and 11.9% disagree.

5.4.5. THE SYLLABUS IS SUITABLE FOR JOBS RELATED TO YOUR FIELD



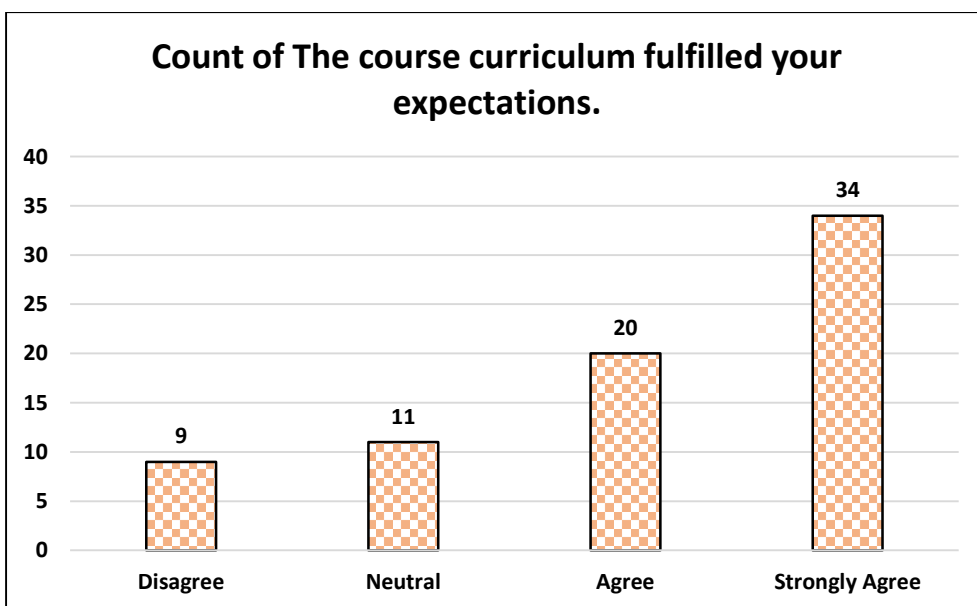
For the statement 'the syllabus is suitable for jobs related to your field' 58.2% of the alumni strongly agree with the statement, 25.4% agree, 8.9% responded neutral and 7.5% disagree.

5.4.6. WOULD YOU RECOMMEND THIS SYLLABUS TO OTHERS?



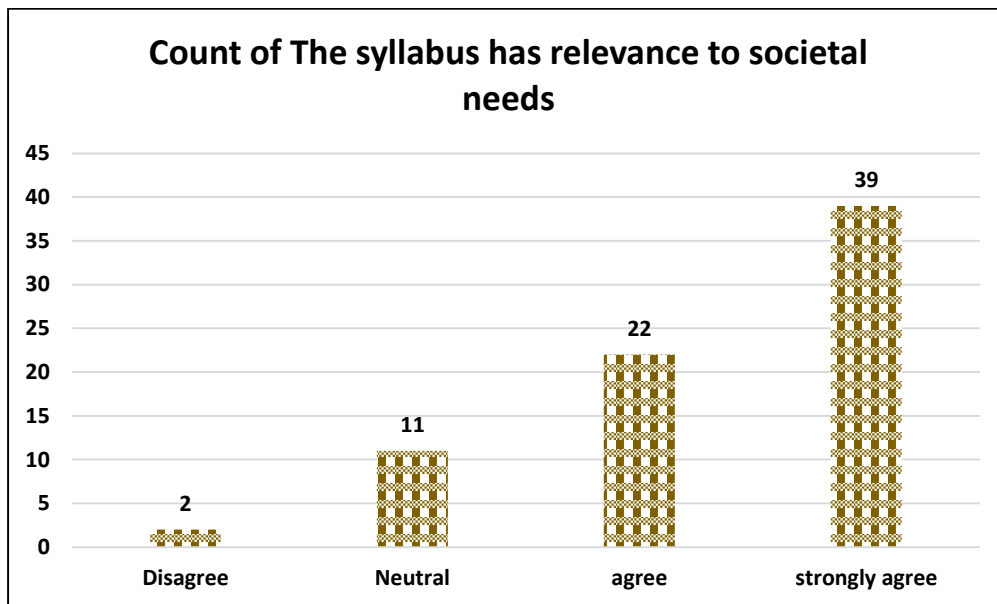
Majority (70.2%) of the alumni responded 'yes' for the question 'Would you recommend this syllabus to others', 17.9% responded 'maybe' and only 11.9% responded 'no' to the statement.

5.4.7. THE COURSE CURRICULUM FULFILLED YOUR EXPECTATIONS



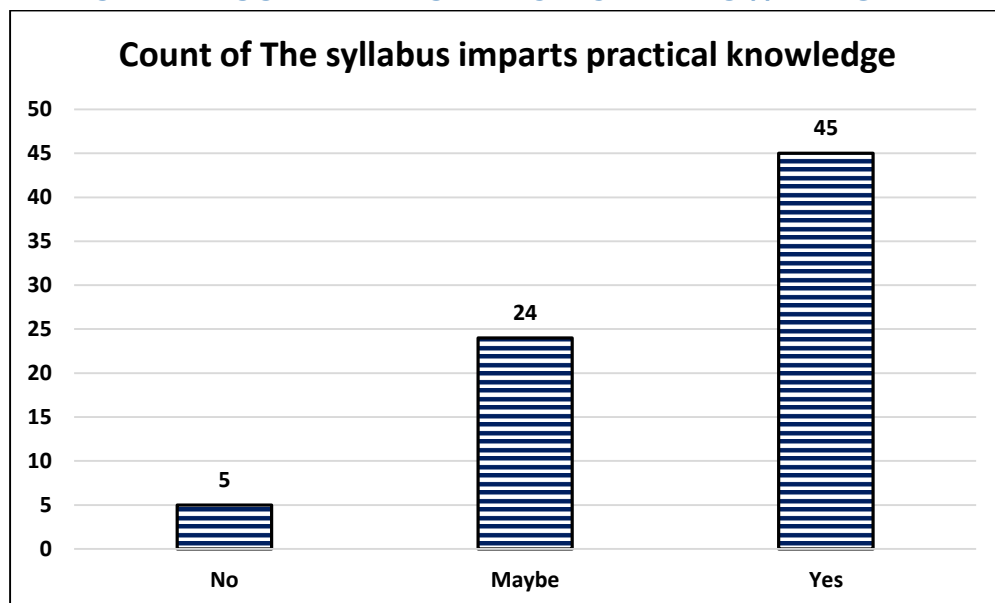
49.2% of the alumni strongly agree that ‘The course fulfilled your expectations’, 37.3% agree, 6% had neutral response and 7.5% disagree with the statement.

5.4.8. THE SYLLABUS HAS RELEVANCE TO SOCIETAL NEEDS



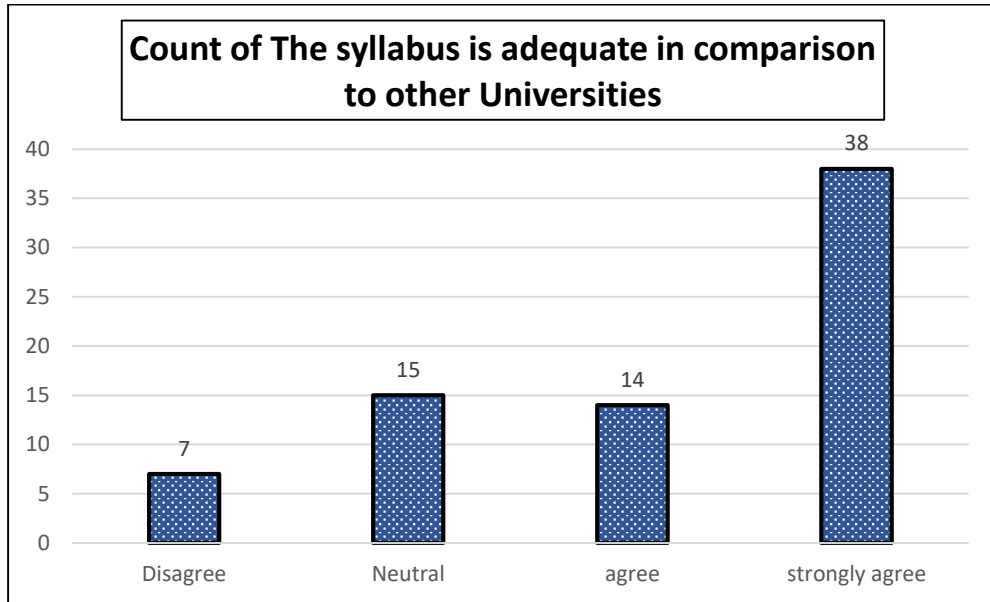
50.8% of the alumni strongly agree that ‘The syllabus has relevance to societal needs’, 34.3% agree, 10.4% had neutral response and 4.5% disagree with the statement.

5.4.9. THE SYLLABUS IMPARTS PRACTICAL KNOWLEDGE



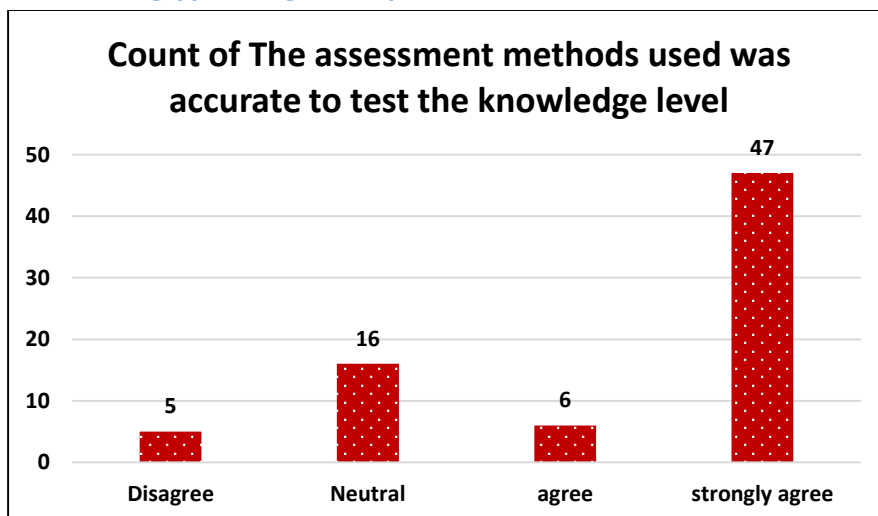
Majority (73.1%) of the alumni responded 'yes' for the statement 'The syllabus imparts practical knowledge', 22.4% responded 'maybe' and only 4.5% responded 'no' to the statement.

5.4.10. THE SYLLABUS IS ADEQUATE IN COMPARISON TO OTHER UNIVERSITIES



52.2% of the alumni strongly agree that 'The syllabus is adequate in comparison to other Universities', 35.8% agree, 3% had neutral response and 9% disagree with the statement.

5.4.11. THE ASSESSMENT METHODS USED WAS ACCURATE TO TEST THE KNOWLEDGE LEVEL

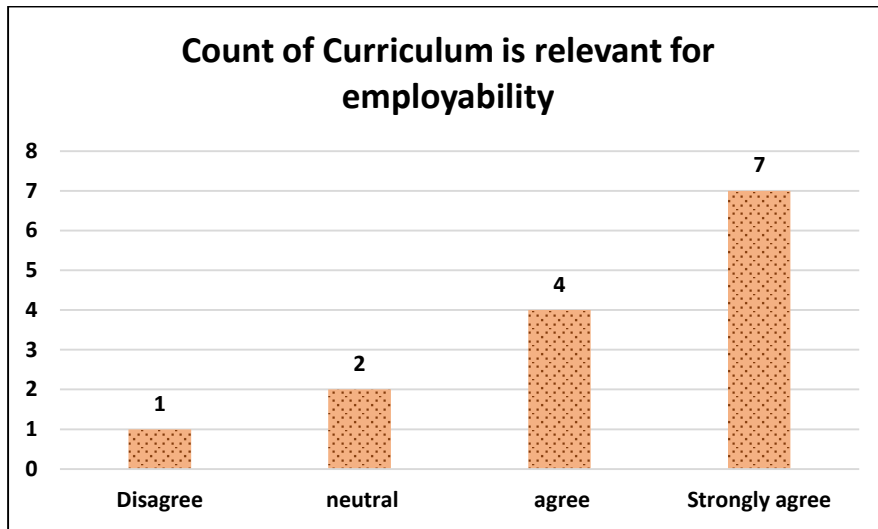


50.7 of the alumni strongly agree that ‘The assessment methods used was accurate to test the knowledge level’, 28.4% agree, 16.4% had neutral response and 4.5% disagree with the statement

5.5. FEEDBACK ANALYSIS OF EMPLOYERS

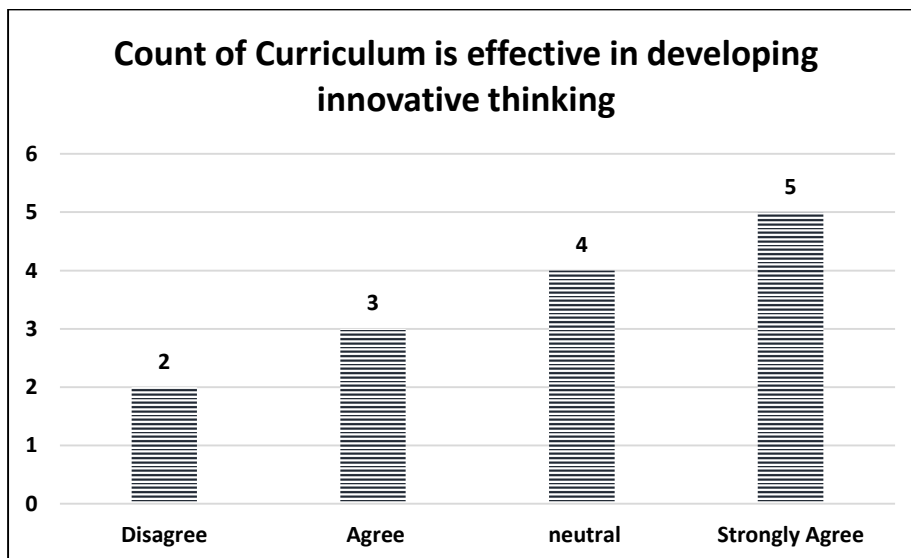
Total number of responses: 14

5.5.1. CURRICULUM IS RELEVANT FOR EMPLOYABILITY



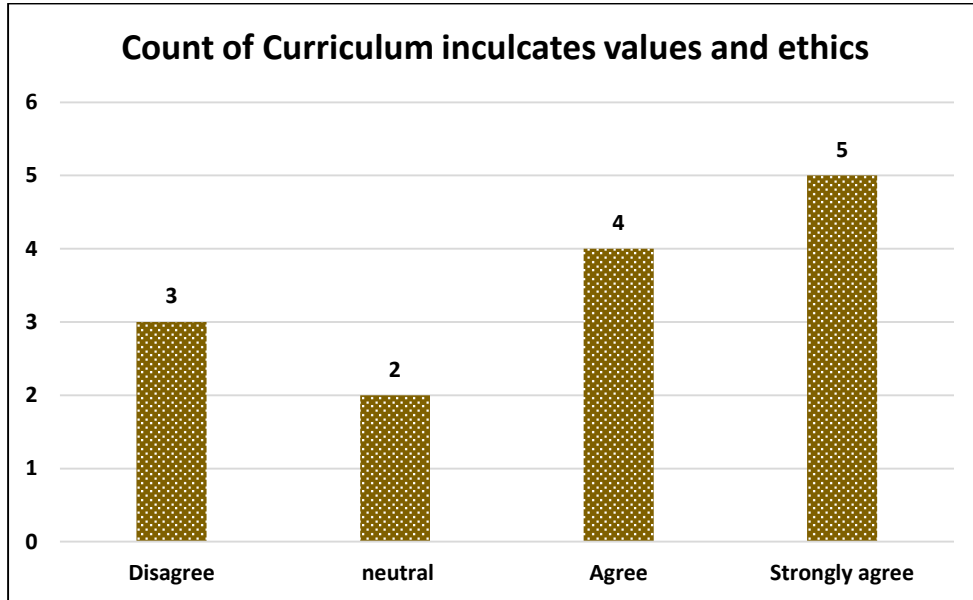
For the statement 'Curriculum is relevant for employability' 44.4% of the employers strongly agree with the statement, 33.3% agree, 7.4% responded neutral and 14.9% disagree.

5.5.2. CURRICULUM IS EFFECTIVE IN DEVELOPING INNOVATIVE THINKING



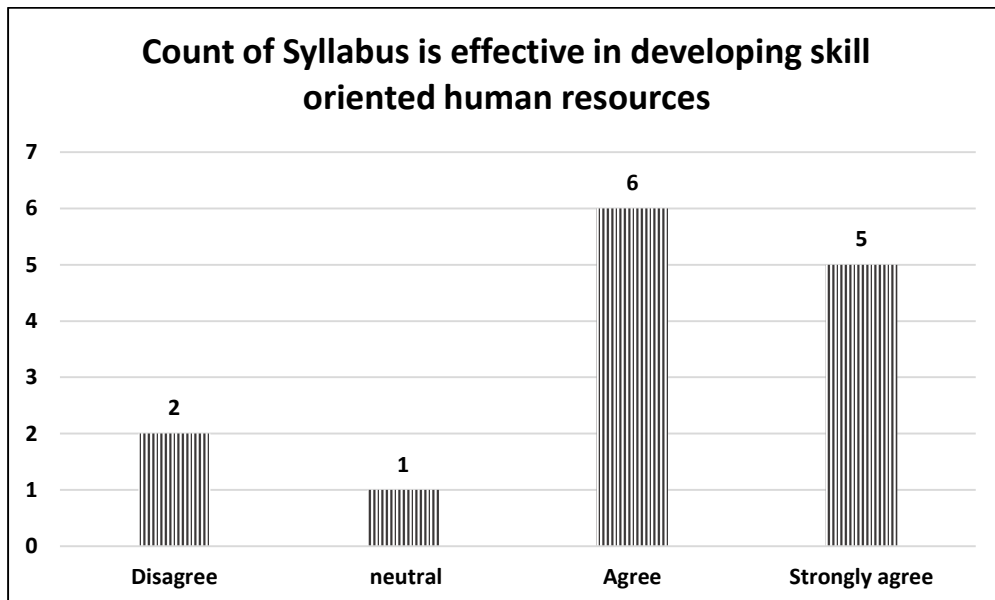
For the statement 'Curriculum is effective in developing innovative thinking' 51.9% of the employers strongly agree with the statement, 33.3% agree, 11.1% responded neutral and 3.7% disagree.

5.5.3. CURRICULUM INCULCATES VALUES AND ETHICS



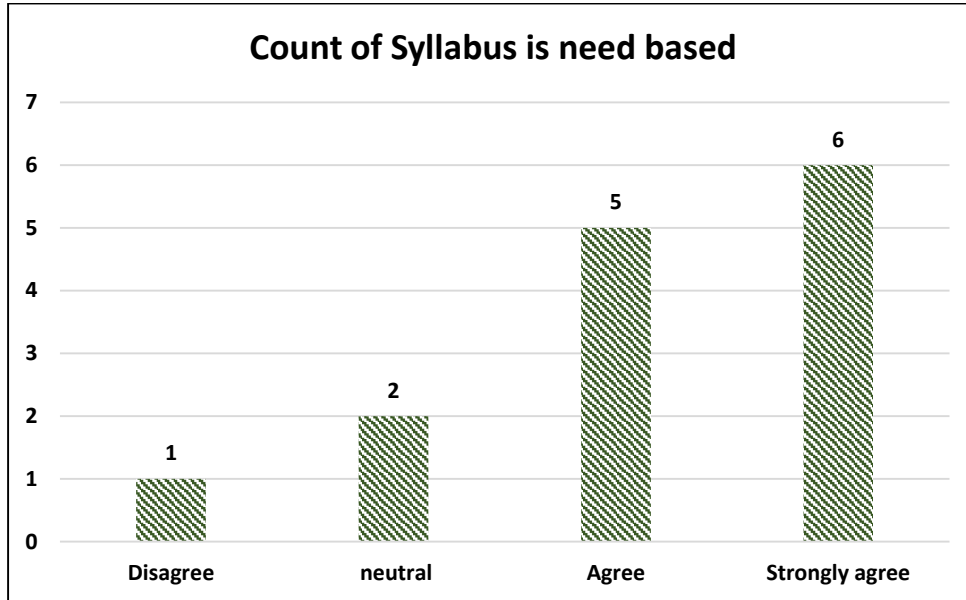
51.9% of the employers strongly agree that 'Curriculum inculcates values and ethics', 33.3% agree, 11.1% had neutral response and 3.7% disagree with the statement.

5.5.4. SYLLABUS IS EFFECTIVE IN DEVELOPING SKILL ORIENTED HUMAN RESOURCES



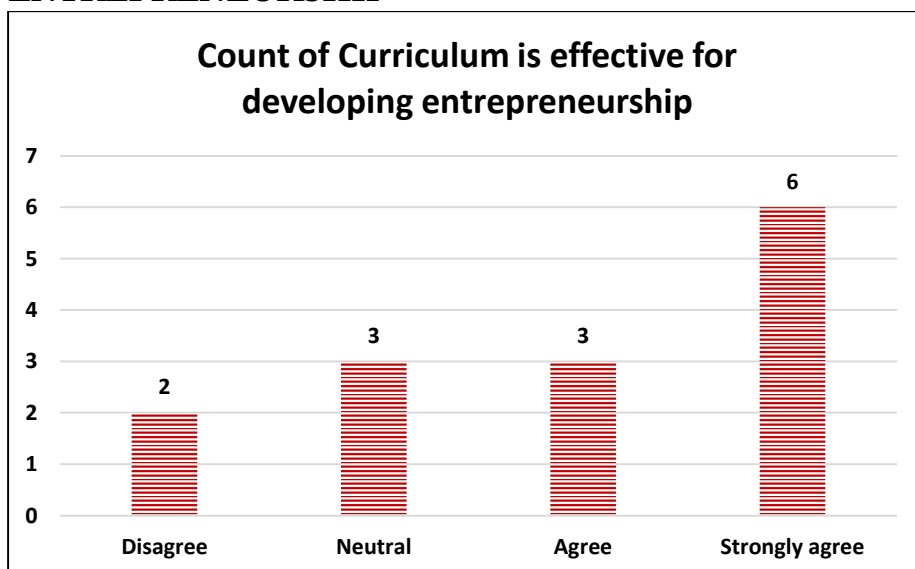
40.8% of the employers strongly agree that ‘Syllabus is effective in developing skill oriented human resources’, 29.6% agree, 18.5% had neutral response and 11.1% disagree with the statement.

5.5.5. SYLLABUS IS NEED BASED



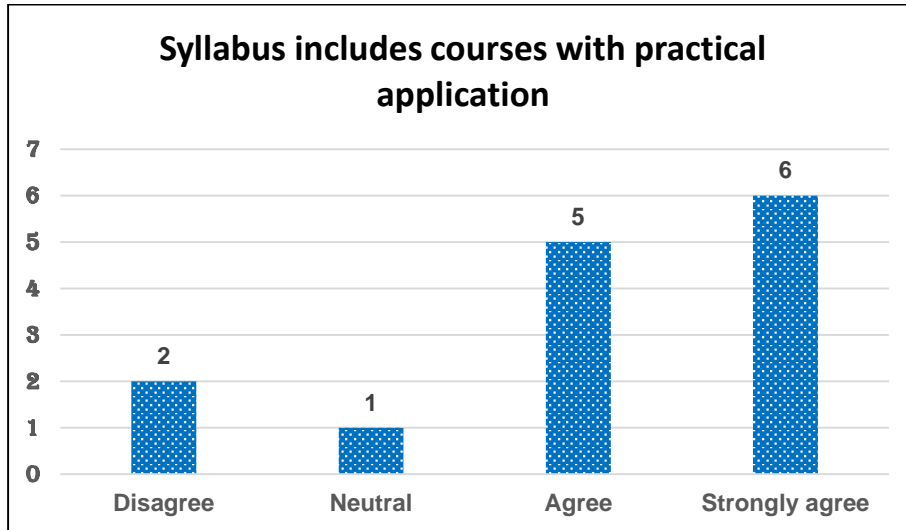
For the statement 'Syllabus is need based' 48.2% of the employers strongly agree with the statement, 33.3% agree, 11.1% responded neutral and 7.4% disagree.

5.5.6. CURRICULUM IS EFFECTIVE FOR DEVELOPING ENTREPRENEURSHIP



42.8% of the employers strongly agree that 'Curriculum is effective for developing entrepreneurship', 21.4% agree, 21.1% had neutral response and 14.2% disagree with the statement.

5.5.7. SYLLABUS INCLUDES COURSES WITH PRACTICAL APPLICATION



For the statement 'Syllabus includes courses with practical's 42.8% of the employers strongly agree with the statement, 35.7% agree, 7.14% responded neutral, 14.2% disagree.

**6. FEEDBACK ON CURRICULUM
SUMMARY REPORTS
2019-20**

6.1. FEEDBACK SUMMARY REPORTS OF STUDENTS-2019-20

Statements	Strongly Agree	Agree	Neutral	Disagree
Syllabus suits the course	62.9%	24.5%	11.3%	1%
The syllabus is appropriate yet challenging	59.9%	28.8%	6.3%	4.29%
The syllabus is relevant in the current scenario	62.5%	22.4%	12%	2.9%
The syllabus requires great effort by the students	7.2%	10.9%	26.1%	55.6%
The syllabus helps students face competitive exams	61.1%	17.5%	17.5%	3.7%
The syllabus inculcates ethics and social values	58%	19.1%	19.5%	3.2%
The recommended textbooks are easily available in the Library	43.2%	18.2%	23.8%	14.3%
The syllabus provides extra learning	60.8%	20.1%	15%	4%
Teachers use ICT enabled techniques for effective curriculum delivery.	37%	37.6%	14%	11.3%

The majority of the students were very much satisfied with the curriculum. However, for the statement on the syllabus is covered within the stipulated time, most students selected agree instead of strongly agree. Also, for the information regarding the teachers using ICT enabled techniques for effective curriculum delivery, students preferred to agree instead of strongly agree.

6.2. FEEDBACK SUMMARY REPORTS OF TEACHERS-2019-20

Statements	Strongly Agree	Agree	Neutral	Disagree
Syllabus is suitable to the course	41.6%	41.6%	11.6%	5%
Syllabus is need based	43.3%	35%	8.3%	13.3%
Aims and objectives of the syllabus are clear and well defined to teachers and students	51.6%	26.6%	6.6%	15%
The course has a good balance between theory and practice	51.6%	33.3%	8.3%	6.6%
The syllabus helps the students face competitive exams	56.6%	28.3%	5%	10%
The course/ syllabus has made me interested in the subject area	58.8%	21.6%	13.3%	6.6%
The course/syllabus has increased teachers knowledge in the subject area	51.6%	20%	26.6%	1.6%
The prescribed texts are relevant, updated and appropriate	46.6%	23.3%	20%	10%
Tests and exams can be conducted well in time and syllabus can be covered on time	65%	20%	10%	5%
The teacher has the freedom to adopt new techniques of teaching such as seminars, GD, presentations etc.	45%	40%	10%	5%

All the teachers were delighted with every aspect of the curriculum. However, regarding the statement the syllabus is suitable for the course, they preferred to choose an equal number of agreeing and strongly agree responses.

6.3. FEEDBACK SUMMARY REPORTS OF PARENTS-2019-20

Statements	Strongly Agree	Agree	Neutral	Disagree
Syllabus suits the course	53.6%	26.8%	12.7%	6.7%
The syllabus is appropriate yet challenging	44.2%	40.9%	2.6%	12%
Syllabus is relevant in the current scenario	49.6%	29.5%	10%	10.7%
The syllabus requires great effort by the students	8.7%	16.1%	14%	61%
The syllabus helps students face competitive exams	57%	23.4%	17.4%	2%
The syllabus inculcates ethics and social values	58.3%	26.1%	10.7%	4.6%
The syllabus provides extra learning	56.3%	20.1%	16.1%	7.3%
Parents are informed about the internal marks secured by their yards	47.6%	28.1%	12.7%	11.4%
Parents are satisfied with the pass percentage	48.9%	30.8%	15.4%	4.6%

Most of the respondents were extremely satisfied with all aspects of the curriculum.

6.4. FEEDBACK SUMMARY REPORTS OF ALUMNI-2019-20

Statements	Strongly Agree	Agree	Neutral	Disagree
The syllabus helped you learn new skills	47.2%	27%	17.5%	8.1%
The syllabus created interest in order to pursue higher studies	44.5%	37.8%	6.7%	10.8%
The syllabus was updated according to recent trends and developments	48.6%	17.5%	14.8%	18.9%
Employability is given focus	50%	33.7%	10.8%	5.4%
The syllabus is suitable for jobs related to your field	47.2%	24.3%	18.9%	9.45%
The course curriculum fulfilled your expectations.	45.9%	27%	14.8%	12.1%
The syllabus has relevance to societal needs	52.7%	29.7%	14.8%	2.7%
The syllabus is adequate in comparison to other Universities	51.3%	18.9%	20.2%	9.4%
The assessment methods used was accurate to test the knowledge level	63.5%	8.1%	21.6%	6.7%

The majority of the respondents were delighted with all aspects of the curriculum. Sixty-four per cent of the respondents strongly agreed regarding the statement, the assessment methods used were accurate to test the knowledge level.

6.5. FEEDBACK SUMMARY REPORTS OF EMPLOYERS-2019-20

Statements	Strongly Agree	Agree	Neutral	Disagree
Curriculum is relevant for employability	50%	28.5%	14.2%	7.14%
Curriculum is effective in developing innovative thinking	35.7%	21.4%	28.5%	14.2%
Curriculum inculcates values and ethics	35.7%	28.5%	14.2%	21.4%
Syllabus is effective in developing skill oriented human resources	35.7%	42.8%	7.1%	4.2%
Syllabus is need based	42.8%	35.7%	14.2%	7.1%
Curriculum is effective for developing entrepreneurship	42.8%	21.4%	21.1%	14.2%
Syllabus includes courses with practical application	42.8%	35.7%	7.14%	14.2%

Almost all the respondents were satisfied with all the aspects of the curriculum. However, on the statement that Syllabus is effective in developing skill-oriented human resources, most respondents prefer to agree instead of strongly agree.

7. ACTION TAKEN REPORT

From the feedback on the curriculum taken from students, teachers, parents, alumni and employers, it is clear that the stakeholders are happy with the curriculum. However, for the information regarding the teachers using ICT enabled techniques for effective curriculum delivery, students preferred to agree instead of strongly agree. And some students suggested having more smart classrooms in the College for effective curriculum delivery. In response, interactive panels were installed in several departments during 2020-21.